

SOUTH HURON POLICE SERVICES BOARD

Remote Electronic Meeting – 4:05 pm
Tuesday, July 13, 2021

AGENDA

1. Call to Order and Welcome
2. Disclosure of Pecuniary Interest and General Nature thereof
3. Changes/Additions to the Agenda
4. Approval of the Agenda
5. Approval of Minutes of previous meeting
6. O.P.P. Report
7. Delegations
8. Community Safety and Well-being Plan
 - South Huron Council adopted the Plan by By-Law on June 21, 2021
9. Correspondence
 - Resignation of Fred Kaustinen – OAPSB Executive Director
10. New Business
 - Exeter BIA – Expressed concerns regarding Main Street gazebo usage
 - Shared office space for OPP in the community of South Huron to facilitate officer work stations and provide washroom access
11. Unfinished Business
 - Policing and Safety Tag Lines
12. Date of Next Meeting – Tuesday, September 14, 2021
13. Adjournment



SOUTH HURON POLICE SERVICES BOARD

Remote Electronic Meeting
Tuesday, June 8, 2021 – 4:05 pm

Members Present

| | |
|---------------------|------------------------|
| Chair | Jim Dietrich |
| Vice Chair | Mark Hartman |
| Member | Dave Frayne |
| OPP | Inspector Jason Younan |
| Recording Secretary | Jo-Anne Fields |

1. Call to Order & Welcome

Chair Jim Dietrich called the meeting to order at 4:05 pm and welcomed the members to the meeting, thanking them for their commitment to policing in South Huron.

2. Disclosure of Pecuniary Interest and General Nature Thereof

- None declared

3. Changes/Additions to the Agenda

- No changes/additions to the Agenda

4. Approval of the Agenda

Motion – 23/06/21

Moved by: Mark Hartman
Seconded by: Dave Frayne

“That the Agenda be approved as circulated.”

Disposition: Carried

5. Approval of the Minutes

Motion – 24/06/21

Moved by: Mark Hartman
Seconded by: Dave Frayne

“That the minutes of May 11, 2021 meeting be approved as circulated.”

Disposition: Carried

6. O.P.P. Report

- Detailed report for May was distributed prior to the meeting for review and to allow for effective discussion at the Board meeting
- Inspector Jason Younan provided a comprehensive overview and explanation of the report
- Mental health issues and homelessness continues to be an ongoing concern in Huron County
- Noted that the 10 assaults were domestic related occurrences
- Property crimes – 7 break and enters
- Fraud – internet and phone scams continue
- Clearance rates were discussed
- Traffic statistics – it was noted that in May 2021 there were no impaired driving charges during the month
- No fatal collisions over long weekend
- As restrictions open up, traffic will increase
- Stunt driver arrested and charged – clocked going 188 km in a 50 km zone
- Focus patrols – May 31, 2021 – complaint shared through Chair Dietrich of speeding issues in Shipka – Chair Dietrich thanked Inspector Younan for the timely response to this complaint
- Exeter BIA complaint – Officers conducted 5 hours of foot patrol in the alley behind Main Street businesses – Through investigation, Officers successfully connected the individuals to mental health partners
- Inspector Younan noted that he appreciates working together with BIA and the Board to address and resolve issues/concerns – great working relationship
- Chair Dietrich stated that he is in contact with the BIA representative weekly – any concerns or issues are then passed on to Inspector Younan through the Chair
- South Huron is down 1,000 weighted hours from 2020 to 2021 – should enjoy some financial retrieve should this trend continue – hours may increase as COVID restrictions ease
- Increase in traffic along the beachfront – rely on Bylaw enforcement in partnership with the OPP

- Member Hartman noted that there have been a number of verbal comments and complaints regarding fireworks being lit on the ball and soccer fields in Exeter during the late evening/early morning hours
- Inspector Younan stated that he has on his radar and investigating continues
- Residents are encouraged to call OPP when this occurs
- There was a concern expressed that when County Road 83 closes for bridge repair, Crediton road will be detour route – radar signs may be put in the community to slow traffic
- Inspector Younan provided information regarding the value of the Municipality purchasing a speed spy device to address speed related complaints
- This device has been used throughout the policing community and allows the Municipality to assess rate of speed complaints and provide information to both the complainant and the OPP
- At present, the County of Huron has only one Speed Spy device, making it difficult at times to share with all Municipalities across the County
- In an attempt to reduce calls for service, provide effective service and adequately address community complaints, it was recommended that the Municipality acquire a speed spy device for their use
- Chair Dietrich received a complaint pertaining to Port Blake Day Park regarding social distancing and enforcement – Inspector Younan has a meeting scheduled with the Director of Fire Chief and Community Services next week to discuss
- Chair Dietrich thanked Inspector Younan for providing the overview and explanation to the Board

Motion – 25/06/21

Moved by: Dave Frayne
Seconded by: Mark Hartman

“That the O.P.P. Report be received as presented.”

Disposition: Carried

7. Delegations

- None

8. Community Safety and Well-Being Plan

- Council approved June 7, 2021
- Living document, allowing ongoing amendments
- Deadline for completion was July 1, 2021
-

9. Correspondence

- No correspondence

10. New Business

- Overview of OAPSB Zone 5 Meeting – Tuesday, June 8, 2021 – Conducted virtually with 36 members in attendance – next meeting is scheduled for Tuesday, September 14, 2021
- Dave Frayne provided a comprehensive verbal overview and highlights (below) of the OAPSB Spring Conference sessions that he attended virtually May 26 – 28, 2021
- Keynote speaker, Dr. Robyn Hanley-Dafoe – Resiliency and Wellness in times of Uncertainty – excellent presentation surrounding mental health and community impacts
- Sarah Caldwell provided an excellent speech pertaining to Police Services Boards roles and responsibilities
- Overview of Board Training and education – OAPSB On-line Learning Portal
- Promoting excellence, equity and public confidence – Policing in Ontario
- OPP Boards and update on OPP Detachment Boards
- Community Safety and Well-being Plans
- OAPSB Annual General Meeting and Elections
- The current Directors were appointed at the AGM in May 2021. Jim Maudsley retained the current position as Director for Zones 4, 5 and 6
- All information is available to Board members on the OAPSB member page
- Member Frayne expressed his appreciation for attending the conference – excellent information shared
- Chair Dietrich thanked member Frayne for providing the Board with this report
- Chair Dietrich noted that the Huron Detachment Board composition of 10 members has been submitted, consisting of 6 elected officials, 2 Provincial Appointees and 2 Community representatives

11. Unfinished Business

- Safety tag lines – roll out after COVID-19

12. Date of Next Meeting

Next meeting of the Police Service Board will be held at the South Huron Municipal Office on Tuesday, July 13, 2021 at 4:05 pm or at the call of the Chair.

13. Adjournment

Motion – 26/06/21

Moved by: Dave Frayne
Seconded by: Jim Dietrich

“That the meeting be adjourned at 4:59 pm.”

Disposition: Carried

Chair – J. Dietrich

Recording Secretary – J. Fields

Date

DRAFT

SOUTH HURON POLICE SERVICES BOARD REPORT



JUNE

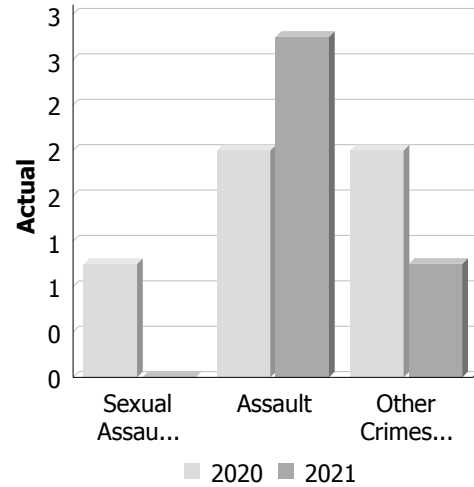
2021

Inspector J. Younan – Detachment Commander

**Police Services Board Report for South Huron
Records Management System
June - 2021**

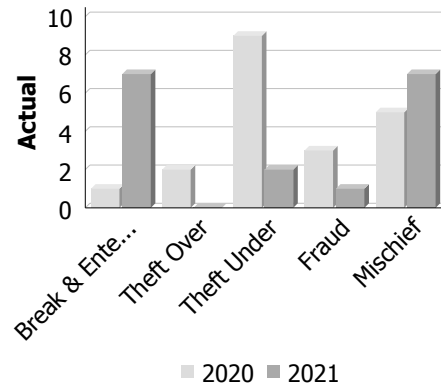
Violent Crime

| Actual | June | | | Year to Date - June | | |
|-------------------------------|----------|----------|---------------|---------------------|-----------|-------------|
| | 2020 | 2021 | % Change | 2020 | 2021 | % Change |
| Murder | 0 | 0 | -- | 0 | 0 | -- |
| Other Offences Causing Death | 0 | 0 | -- | 0 | 0 | -- |
| Attempted Murder | 0 | 0 | -- | 0 | 0 | -- |
| Sexual Assault | 1 | 0 | -100.0% | 1 | 5 | 400.0% |
| Assault | 2 | 3 | 50.0% | 19 | 23 | 21.1% |
| Abduction | 0 | 0 | -- | 0 | 0 | -- |
| Robbery | 0 | 0 | -- | 1 | 0 | -100.0% |
| Other Crimes Against a Person | 2 | 1 | -50.0% | 10 | 6 | -40.0% |
| Total | 5 | 4 | -20.0% | 31 | 34 | 9.7% |



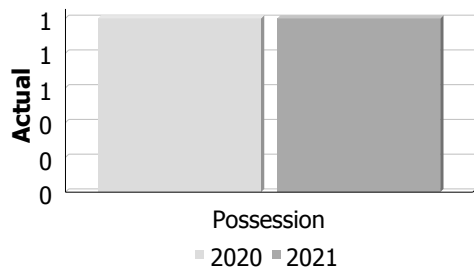
Property Crime

| Actual | June | | | Year to Date - June | | |
|-------------------|-----------|-----------|---------------|---------------------|-----------|---------------|
| | 2020 | 2021 | % Change | 2020 | 2021 | % Change |
| Arson | 0 | 0 | -- | 0 | 0 | -- |
| Break & Enter | 1 | 7 | 600.0% | 14 | 21 | 50.0% |
| Theft Over | 2 | 0 | -100.0% | 8 | 6 | -25.0% |
| Theft Under | 9 | 2 | -77.8% | 55 | 23 | -58.2% |
| Have Stolen Goods | 0 | 0 | -- | 3 | 1 | -66.7% |
| Fraud | 3 | 1 | -66.7% | 31 | 23 | -25.8% |
| Mischief | 5 | 7 | 40.0% | 25 | 20 | -20.0% |
| Total | 20 | 17 | -15.0% | 136 | 94 | -30.9% |



Drug Crime

| Actual | June | | | Year to Date - June | | |
|----------------------------|----------|----------|-------------|---------------------|----------|---------------|
| | 2020 | 2021 | % Change | 2020 | 2021 | % Change |
| Possession | 1 | 1 | 0.0% | 2 | 1 | -50.0% |
| Trafficking | 0 | 0 | -- | 1 | 1 | 0.0% |
| Importation and Production | 0 | 0 | -- | 0 | 0 | -- |
| Total | 1 | 1 | 0.0% | 3 | 2 | -33.3% |



Clearance Rate

Detachment: 6G - HURON

Location code(s): 6G00 - HURON

Area code(s): 6119 - Municipality of South Huron

Data source date: 2021/07/03

Report Generated by: Younan, Jason

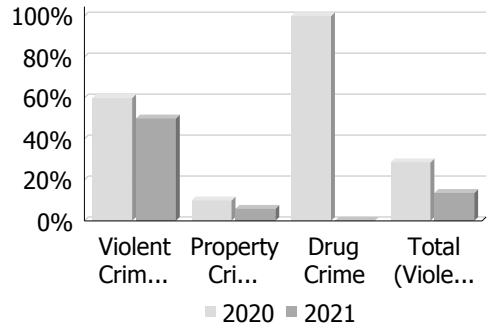
Report Generated on:

Jul 5, 2021 2:37:01 PM

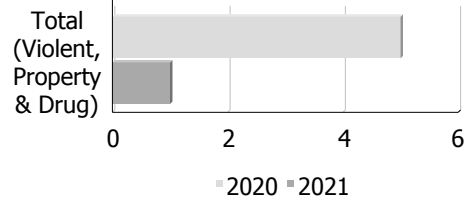
PP-CSC-Operational Planning-4300

**Police Services Board Report for South Huron
Records Management System
June - 2021**

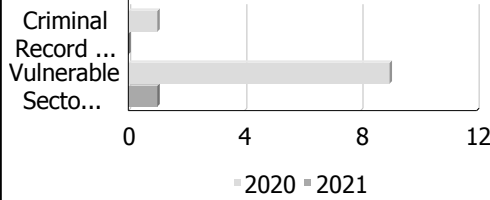
| Clearance Rate | June | | | Year to Date - June | | |
|---|--------------|--------------|---------------|---------------------|--------------|--------------|
| | 2020 | 2021 | Difference | 2020 | 2021 | Difference |
| Violent Crime | 60.0% | 50.0% | -10.0% | 58.1% | 55.9% | -2.2% |
| Property Crime | 10.0% | 5.9% | -4.1% | 19.8% | 9.6% | -10.3% |
| Drug Crime | 100.0% | 0.0% | -100.0% | 100.0% | 0.0% | -100.0% |
| Total (Violent, Property & Drug) | 28.6% | 13.6% | -14.9% | 31.1% | 22.1% | -8.9% |



| Unfounded | | | | | | |
|----------------------------------|------|------|----------|---------------------|------|----------|
| Unfounded | June | | | Year to Date - June | | |
| | 2020 | 2021 | % Change | 2020 | 2021 | % Change |
| Total (Violent, Property & Drug) | 5 | 1 | -80.0% | 18 | 12 | -33.3% |



| Criminal Record and Vulnerable Sector Screening Checks | | | | | | |
|--|------|------|----------|---------------------|------|----------|
| Actual | June | | | Year to Date - June | | |
| | 2020 | 2021 | % Change | 2020 | 2021 | % Change |
| Criminal Record Checks | 1 | 0 | -100.0% | 53 | 1 | -98.1% |
| Vulnerable Sector Screening Checks | 9 | 1 | -88.9% | 207 | 2 | -99.0% |



Data contained within this report is dynamic in nature and numbers will change over time as the Ontario Provincial Police continue to investigate and solve crime.

Data Utilized

- Major Crimes
- Niche RMS All Offence Level Business Intelligence Cube

Detachment: 6G - HURON

Location code(s): 6G00 - HURON

Area code(s): 6119 - Municipality of South Huron

Data source date:

2021/07/03

Report Generated by:

Younan, Jason

Report Generated on:

Jul 5, 2021 2:37:01 PM

PP-CSC-Operational Planning-4300

SOUTH HURON – TRAFFIC STATISTICS JUNE 2021

| Offence | June 2020 | June 2021 | % Change |
|----------------------|-----------|-----------|----------|
| Traffic Hazard | 14 | 13 | -7.14 |
| Traffic Enforcement | 3 | 9 | 200 |
| Traffic Complaint | 27 | 96 | 255.56 |
| RIDE | 0 | 1 | 100 |
| Other CC Drive | 0 | 0 | 0 |
| MVC Reportable | 9 | 11 | 22.22 |
| MVC Non-Report. | 3 | 0 | -100 |
| Impaired/Over 80 | 2 | 0 | -100 |
| Fail To Remain | 0 | 0 | 0 |
| Dangerous Operation | 0 | 0 | 0 |
| Total UCR Violations | 43 | 113 | 162.79 |

SOUTH HURON – FOCUSED PATROLS

FOCUSED PATROLS / TRAFFIC INITIATIVES:

- Shipka
- White Squirrel/Park – Exeter
- Fireworks – Exeter High School
- Credition – Detour Route as a result of 83/Dashwood closed for construction



Calls For Service (CFS) Billing Summary Report

Municipality of South Huron June - 2021

| Billing Categories <i>(Billing categories below do not match traditional crime groupings)</i> | | 2021 | | | | 2020 | | | |
|--|--|---------------|--------------|---------------|-----------------------------|----------|--------------|---------------|-----------------------------|
| | | June | Year to Date | Time Standard | Year To Date Weighted Hours | June | Year to Date | Time Standard | Year To Date Weighted Hours |
| Violent Criminal Code | Sexual Assault | 0 | 5 | 16.0 | 80.0 | 0 | 0 | | 0.0 |
| | Sexual Interference | 0 | 0 | | 0.0 | 1 | 1 | 16.0 | 16.0 |
| | Invitation to Sexual Touching | 0 | 2 | 16.0 | 32.0 | 0 | 0 | | 0.0 |
| | Non-Consensual Distribution of Intimate Images | 0 | 0 | | 0.0 | 2 | 2 | 16.0 | 32.0 |
| | Assault With Weapon or Causing Bodily Harm-Level 2 | 1 | 7 | 16.0 | 112.0 | 1 | 5 | 16.0 | 80.0 |
| | Assault-Level 1 | 2 | 15 | 16.0 | 240.0 | 3 | 17 | 16.0 | 272.0 |
| | Assault Peace Officer w/weapon Bodily Harm | 0 | 1 | 16.0 | 16.0 | 0 | 0 | | 0.0 |
| | Criminal Negligence: Bodily Harm | 0 | 0 | | 0.0 | 0 | 1 | 16.0 | 16.0 |
| | Robbery, With Threat of Violence | 0 | 0 | | 0.0 | 0 | 1 | 16.0 | 16.0 |
| | Criminal Harassment | 0 | 3 | 16.0 | 48.0 | 0 | 4 | 16.0 | 64.0 |
| | Indecent/Harassing Communications | 1 | 2 | 16.0 | 32.0 | 0 | 2 | 16.0 | 32.0 |
| | Utter Threats -Master code | 0 | 1 | 16.0 | 16.0 | 0 | 0 | | 0.0 |
| | Utter Threats to Person | 0 | 2 | 16.0 | 32.0 | 2 | 7 | 16.0 | 112.0 |
| | Total | 4 | 38 | 16.0 | 608.0 | 9 | 40 | 16.0 | 640.0 |
| | Property Crime Violations | Break & Enter | 6 | 21 | 6.5 | 136.5 | 1 | 16 | 6.5 |
| Unlawful in a dwelling house | | 0 | 0 | | 0.0 | 0 | 1 | 6.5 | 6.5 |
| Break & Enter - Firearms | | 1 | 1 | 6.5 | 6.5 | 0 | 2 | 6.5 | 13.0 |
| Theft Over - Trailers | | 0 | 0 | | 0.0 | 0 | 1 | 6.5 | 6.5 |
| Theft FROM Motor Vehicle Over \$5,000 | | 0 | 2 | 6.5 | 13.0 | 0 | 0 | | 0.0 |
| Theft of Motor Vehicle | | 0 | 2 | 6.5 | 13.0 | 1 | 2 | 6.5 | 13.0 |
| Theft of - Trucks | | 0 | 2 | 6.5 | 13.0 | 1 | 1 | 6.5 | 6.5 |
| Theft of - Snow Vehicles | | 0 | 1 | 6.5 | 6.5 | 0 | 0 | | 0.0 |
| Theft of - All Terrain Vehicles | | 0 | 0 | | 0.0 | 0 | 2 | 6.5 | 13.0 |
| Theft of - Farm Vehicles | | 0 | 0 | | 0.0 | 0 | 1 | 6.5 | 6.5 |
| Theft of - Construction Vehicles | | 0 | 1 | 6.5 | 6.5 | 0 | 1 | 6.5 | 6.5 |
| Theft Under -master code | | 0 | 2 | 6.5 | 13.0 | 2 | 3 | 6.5 | 19.5 |
| Theft Under - Construction Site | | 0 | 0 | | 0.0 | 0 | 1 | 6.5 | 6.5 |
| Theft under - Bicycles | | 1 | 2 | 6.5 | 13.0 | 0 | 1 | 6.5 | 6.5 |
| Theft under - Building | | 0 | 0 | | 0.0 | 0 | 1 | 6.5 | 6.5 |
| Theft under - Trailers | | 0 | 1 | 6.5 | 6.5 | 0 | 0 | | 0.0 |
| Theft under - Other Theft | | 1 | 7 | 6.5 | 45.5 | 6 | 19 | 6.5 | 123.5 |



Calls For Service (CFS) Billing Summary Report

Municipality of South Huron June - 2021

| Billing Categories <i>(Billing categories below do not match traditional crime groupings)</i> | | 2021 | | | | 2020 | | | |
|--|--|----------------------------------|--------------|---------------|-----------------------------|-----------|--------------|---------------|-----------------------------|
| | | June | Year to Date | Time Standard | Year To Date Weighted Hours | June | Year to Date | Time Standard | Year To Date Weighted Hours |
| Property Crime Violations | Theft Under - Gasoline Drive-off | 0 | 4 | 6.5 | 26.0 | 4 | 12 | 6.5 | 78.0 |
| | Theft FROM Motor Vehicle Under \$5,000 | 0 | 10 | 6.5 | 65.0 | 2 | 17 | 6.5 | 110.5 |
| | Theft Under \$5,000 [SHOPLIFTING] | 0 | 0 | | 0.0 | 0 | 9 | 6.5 | 58.5 |
| | Possession of Stolen Goods over \$5,000 | 0 | 1 | 6.5 | 6.5 | 0 | 1 | 6.5 | 6.5 |
| | Possession of Stolen Goods under \$5,000 | 0 | 0 | | 0.0 | 0 | 2 | 6.5 | 13.0 |
| | Fraud -Master code | 0 | 6 | 6.5 | 39.0 | 0 | 1 | 6.5 | 6.5 |
| | Fraud - Steal/Forge/Poss./Use Credit Card | 0 | 2 | 6.5 | 13.0 | 0 | 1 | 6.5 | 6.5 |
| | Fraud - Forgery & Uttering | 0 | 0 | | 0.0 | 0 | 1 | 6.5 | 6.5 |
| | Fraud -Money/property/ security > \$5,000 | 1 | 5 | 6.5 | 32.5 | 0 | 1 | 6.5 | 6.5 |
| | Fraud -Money/property/ security <= \$5,000 | 0 | 4 | 6.5 | 26.0 | 1 | 13 | 6.5 | 84.5 |
| | Fraud - Welfare benefits | 0 | 1 | 6.5 | 6.5 | 0 | 0 | | 0.0 |
| | Fraud - Other | 0 | 4 | 6.5 | 26.0 | 1 | 11 | 6.5 | 71.5 |
| | Personation with Intent (fraud) | 0 | 1 | 6.5 | 6.5 | 0 | 0 | | 0.0 |
| | Fraud - False Pretence > \$5,000 | 0 | 1 | 6.5 | 6.5 | 0 | 0 | | 0.0 |
| | Identity Fraud | 0 | 0 | | 0.0 | 1 | 3 | 6.5 | 19.5 |
| | Mischief - master code | 8 | 19 | 6.5 | 123.5 | 6 | 27 | 6.5 | 175.5 |
| | Interfere with lawful use, enjoyment of property | 0 | 2 | 6.5 | 13.0 | 1 | 2 | 6.5 | 13.0 |
| | Property Damage | 0 | 1 | 6.5 | 6.5 | 1 | 2 | 6.5 | 13.0 |
| | Total | 18 | 103 | 6.5 | 669.5 | 28 | 155 | 6.5 | 1,007.5 |
| | Other Criminal Code Violations (Excluding traffic) | Possess Firearm while prohibited | 0 | 1 | 7.8 | 7.8 | 0 | 0 | |
| Offensive Weapons-Possession of Weapons | | 0 | 0 | | 0.0 | 0 | 3 | 7.8 | 23.4 |
| Offensive Weapons-Other Offensive Weapons | | 0 | 1 | 7.8 | 7.8 | 0 | 0 | | 0.0 |
| Offensive Weapons-Other Weapons Offences | | 0 | 0 | | 0.0 | 0 | 1 | 7.8 | 7.8 |
| Bail Violations -Master code | | 0 | 0 | | 0.0 | 0 | 1 | 7.8 | 7.8 |
| Bail Violations - Fail To Comply | | 2 | 13 | 7.8 | 101.4 | 5 | 19 | 7.8 | 148.2 |
| Bail Violations - Others | | 0 | 0 | | 0.0 | 0 | 1 | 7.8 | 7.8 |
| Bail Violations - Recognizance | | 0 | 2 | 7.8 | 15.6 | 0 | 0 | | 0.0 |
| Disturb the Peace | 3 | 5 | 7.8 | 39.0 | 4 | 5 | 7.8 | 39.0 | |



Calls For Service (CFS) Billing Summary Report

Municipality of South Huron June - 2021

| Billing Categories <i>(Billing categories below do not match traditional crime groupings)</i> | | 2021 | | | | 2020 | | | |
|--|--|----------|--------------|---------------|-----------------------------|-----------|--------------|---------------|-----------------------------|
| | | June | Year to Date | Time Standard | Year To Date Weighted Hours | June | Year to Date | Time Standard | Year To Date Weighted Hours |
| Other Criminal Code Violations (Excluding traffic) | Child Pornography -Possess child pornography | 0 | 0 | | 0.0 | 0 | 1 | 7.8 | 7.8 |
| | Child Pornography - Making or distributing | 0 | 0 | | 0.0 | 0 | 1 | 7.8 | 7.8 |
| | Obstruct Public Peace Officer | 0 | 1 | 7.8 | 7.8 | 0 | 1 | 7.8 | 7.8 |
| | Trespass at Night | 0 | 0 | | 0.0 | 0 | 1 | 7.8 | 7.8 |
| | Fail to Attend Court | 0 | 0 | | 0.0 | 0 | 3 | 7.8 | 23.4 |
| | Breach of Probation | 1 | 3 | 7.8 | 23.4 | 2 | 5 | 7.8 | 39.0 |
| | Public mischief - mislead peace officer | 0 | 0 | | 0.0 | 0 | 1 | 7.8 | 7.8 |
| | Libel - Defamatory | 0 | 1 | 7.8 | 7.8 | 0 | 0 | | 0.0 |
| | Animals - Cruelty | 0 | 0 | | 0.0 | 1 | 1 | 7.8 | 7.8 |
| | False Fire Alarm (C.C. Charge) | 0 | 0 | | 0.0 | 0 | 1 | 7.8 | 7.8 |
| | Total | 6 | 27 | 7.8 | 210.6 | 12 | 45 | 7.8 | 351.0 |
| Drug Possession | Possession Cocaine | 0 | 0 | | 0.0 | 1 | 1 | 6.5 | 6.5 |
| | Possession Other Controlled Drugs and Substance Act | 1 | 1 | 6.5 | 6.5 | 1 | 1 | 6.5 | 6.5 |
| | Possession - Methamphetamine (Crystal Meth) | 0 | 0 | | 0.0 | 0 | 1 | 6.5 | 6.5 |
| | Possession û Opioid (other than heroin) | 0 | 0 | | 0.0 | 0 | 1 | 6.5 | 6.5 |
| | DRUG Operation - Master Code | 0 | 0 | | 0.0 | 0 | 1 | 6.5 | 6.5 |
| | Drug related occurrence | 0 | 2 | 6.5 | 13.0 | 1 | 6 | 6.5 | 39.0 |
| | Total | 1 | 3 | 6.5 | 19.5 | 3 | 11 | 6.5 | 71.5 |
| Drugs | Trafficking Other Controlled Drugs and Substance Act | 0 | 1 | 45.9 | 45.9 | 0 | 1 | 45.9 | 45.9 |
| | Trafficking û Opioid (other than heroin) | 0 | 1 | 45.9 | 45.9 | 0 | 0 | | 0.0 |
| | Total | 0 | 2 | 45.9 | 91.8 | 0 | 1 | 45.9 | 45.9 |
| Statutes & Acts | Landlord/Tenant | 2 | 10 | 3.4 | 34.0 | 1 | 5 | 3.4 | 17.0 |
| | Mental Health Act | 2 | 21 | 3.4 | 71.4 | 1 | 17 | 3.4 | 57.8 |
| | Mental Health Act - No contact with Police | 0 | 2 | 3.4 | 6.8 | 1 | 2 | 3.4 | 6.8 |
| | Mental Health Act - Attempt Suicide | 0 | 7 | 3.4 | 23.8 | 0 | 4 | 3.4 | 13.6 |
| | Mental Health Act - Threat of Suicide | 0 | 9 | 3.4 | 30.6 | 2 | 22 | 3.4 | 74.8 |
| | Mental Health Act - Voluntary Transport | 0 | 8 | 3.4 | 27.2 | 1 | 10 | 3.4 | 34.0 |
| | Mental Health Act - Placed on Form | 0 | 2 | 3.4 | 6.8 | 0 | 9 | 3.4 | 30.6 |



Calls For Service (CFS) Billing Summary Report

Municipality of South Huron June - 2021

| Billing Categories <i>(Billing categories below do not match traditional crime groupings)</i> | | 2021 | | | | 2020 | | | |
|--|--------------------------------------|-----------|--------------|---------------|-----------------------------|-----------|--------------|---------------|-----------------------------|
| | | June | Year to Date | Time Standard | Year To Date Weighted Hours | June | Year to Date | Time Standard | Year To Date Weighted Hours |
| Statutes & Acts | Mental Health Act - Apprehension | 2 | 9 | 3.4 | 30.6 | 0 | 1 | 3.4 | 3.4 |
| | Trespass To Property Act | 10 | 30 | 3.4 | 102.0 | 5 | 18 | 3.4 | 61.2 |
| | Total | 16 | 98 | 3.4 | 333.2 | 11 | 88 | 3.4 | 299.2 |
| Operational | Animal - Left in Vehicle | 0 | 0 | | 0.0 | 1 | 1 | 3.6 | 3.6 |
| | Animal Rabid | 0 | 0 | | 0.0 | 0 | 2 | 3.6 | 7.2 |
| | Animal Bite | 0 | 1 | 3.6 | 3.6 | 1 | 2 | 3.6 | 7.2 |
| | Animal Stray | 1 | 2 | 3.6 | 7.2 | 1 | 11 | 3.6 | 39.6 |
| | Animal Injured | 0 | 1 | 3.6 | 3.6 | 3 | 10 | 3.6 | 36.0 |
| | Animal - Other | 0 | 1 | 3.6 | 3.6 | 0 | 3 | 3.6 | 10.8 |
| | Animal - Dog Owners Liability Act | 0 | 1 | 3.6 | 3.6 | 0 | 0 | | 0.0 |
| | Domestic Disturbance | 6 | 31 | 3.6 | 111.6 | 5 | 25 | 3.6 | 90.0 |
| | Suspicious Person | 20 | 72 | 3.6 | 259.2 | 16 | 95 | 3.6 | 342.0 |
| | Phone -Master code | 0 | 0 | | 0.0 | 0 | 2 | 3.6 | 7.2 |
| | Phone -Nuisance - No Charges Laid | 0 | 2 | 3.6 | 7.2 | 0 | 0 | | 0.0 |
| | Phone -Obscene - No Charges Laid | 0 | 0 | | 0.0 | 1 | 1 | 3.6 | 3.6 |
| | Phone -Threatening - No Charges Laid | 0 | 0 | | 0.0 | 0 | 1 | 3.6 | 3.6 |
| | Fire - Building | 0 | 5 | 3.6 | 18.0 | 0 | 3 | 3.6 | 10.8 |
| | Fire - Vehicle | 0 | 1 | 3.6 | 3.6 | 0 | 0 | | 0.0 |
| | Fire - Other | 1 | 2 | 3.6 | 7.2 | 1 | 2 | 3.6 | 7.2 |
| | Insecure Condition -Master code | 0 | 1 | 3.6 | 3.6 | 1 | 3 | 3.6 | 10.8 |
| | Missing Person -Master code | 0 | 0 | | 0.0 | 1 | 2 | 3.6 | 7.2 |
| | Missing Person under 12 | 0 | 1 | 3.6 | 3.6 | 0 | 0 | | 0.0 |
| | Missing Person 12 & older | 0 | 1 | 3.6 | 3.6 | 0 | 2 | 3.6 | 7.2 |
| | Missing Person Located Under 12 | 1 | 1 | 3.6 | 3.6 | 0 | 0 | | 0.0 |
| | Missing Person Located 12 & older | 1 | 2 | 3.6 | 7.2 | 1 | 4 | 3.6 | 14.4 |
| | Noise Complaint -Master code | 13 | 24 | 3.6 | 86.4 | 4 | 23 | 3.6 | 82.8 |
| | Noise Complaint - Residence | 1 | 2 | 3.6 | 7.2 | 0 | 1 | 3.6 | 3.6 |
| | Noise Complaint - Others | 0 | 1 | 3.6 | 3.6 | 0 | 4 | 3.6 | 14.4 |
| | Accident - non-MVC -Master code | 0 | 1 | 3.6 | 3.6 | 0 | 1 | 3.6 | 3.6 |
| | Found Property -Master code | 7 | 19 | 3.6 | 68.4 | 5 | 26 | 3.6 | 93.6 |
| Found-Household Property | 0 | 2 | 3.6 | 7.2 | 1 | 1 | 3.6 | 3.6 | |



Calls For Service (CFS) Billing Summary Report

Municipality of South Huron June - 2021

| Billing Categories <i>(Billing categories below do not match traditional crime groupings)</i> | | 2021 | | | | 2020 | | | | |
|--|--|------------------------------------|--------------|---------------|-----------------------------|------------|--------------|---------------|-----------------------------|------|
| | | June | Year to Date | Time Standard | Year To Date Weighted Hours | June | Year to Date | Time Standard | Year To Date Weighted Hours | |
| Operational | Found-Machinery & Tools | 0 | 1 | 3.6 | 3.6 | 0 | 1 | 3.6 | 3.6 | |
| | Found-Others | 0 | 2 | 3.6 | 7.2 | 2 | 3 | 3.6 | 10.8 | |
| | Lost Property -Master code | 0 | 3 | 3.6 | 10.8 | 1 | 4 | 3.6 | 14.4 | |
| | Lost License Plate | 0 | 1 | 3.6 | 3.6 | 0 | 0 | | 0.0 | |
| | Lost-Domestic Appliances | 1 | 1 | 3.6 | 3.6 | 0 | 0 | | 0.0 | |
| | Lost-Personal Accessories | 0 | 0 | | 0.0 | 0 | 1 | 3.6 | 3.6 | |
| | Lost-Others | 1 | 2 | 3.6 | 7.2 | 0 | 1 | 3.6 | 3.6 | |
| | Sudden Death - Suicide | 1 | 1 | 3.6 | 3.6 | 0 | 0 | | 0.0 | |
| | Sudden Death - Natural Causes | 3 | 8 | 3.6 | 28.8 | 0 | 5 | 3.6 | 18.0 | |
| | Sudden Death - Others | 0 | 0 | | 0.0 | 0 | 2 | 3.6 | 7.2 | |
| | Suspicious Vehicle | 5 | 16 | 3.6 | 57.6 | 6 | 44 | 3.6 | 158.4 | |
| | Trouble with Youth | 3 | 13 | 3.6 | 46.8 | 2 | 5 | 3.6 | 18.0 | |
| | Vehicle Recovered - Automobile | 0 | 1 | 3.6 | 3.6 | 0 | 1 | 3.6 | 3.6 | |
| | Vehicle Recovered - Motorcycles | 0 | 0 | | 0.0 | 0 | 1 | 3.6 | 3.6 | |
| | Vehicle Recovered - Other | 0 | 0 | | 0.0 | 0 | 1 | 3.6 | 3.6 | |
| | Unwanted Persons | 5 | 21 | 3.6 | 75.6 | 7 | 20 | 3.6 | 72.0 | |
| | Neighbour Dispute | 4 | 15 | 3.6 | 54.0 | 5 | 21 | 3.6 | 75.6 | |
| | Bomb Threat | 0 | 1 | 3.6 | 3.6 | 0 | 0 | | 0.0 | |
| | By-Law -Master code | 0 | 1 | 3.6 | 3.6 | 0 | 0 | | 0.0 | |
| | Noise By-Law | 0 | 0 | | 0.0 | 1 | 2 | 3.6 | 7.2 | |
| | Other Municipal By-Laws | 1 | 5 | 3.6 | 18.0 | 5 | 8 | 3.6 | 28.8 | |
| | Fireworks By-Law | 0 | 0 | | 0.0 | 1 | 1 | 3.6 | 3.6 | |
| | Traffic By-Law | 0 | 0 | | 0.0 | 1 | 1 | 3.6 | 3.6 | |
| | Assist Fire Department | 1 | 6 | 3.6 | 21.6 | 0 | 2 | 3.6 | 7.2 | |
| | Assist Public | 9 | 64 | 3.6 | 230.4 | 23 | 132 | 3.6 | 475.2 | |
| | Distressed/Overdue Motorist | 0 | 1 | 3.6 | 3.6 | 0 | 0 | | 0.0 | |
| | Family Dispute | 3 | 19 | 3.6 | 68.4 | 6 | 25 | 3.6 | 90.0 | |
| | Total | 88 | 356 | 3.6 | 1,281.6 | 102 | 506 | 3.6 | 1,821.6 | |
| | Operational2 | False Holdup Alarm-Accidental Trip | 0 | 2 | 1.3 | 2.6 | 0 | 2 | 1.3 | 2.6 |
| | | False Alarm -Others | 14 | 56 | 1.3 | 72.8 | 4 | 38 | 1.3 | 49.4 |
| False Alarm -Cancelled | | 0 | 0 | | 0.0 | 0 | 1 | 1.3 | 1.3 | |
| Keep the Peace | | 1 | 15 | 1.3 | 19.5 | 6 | 14 | 1.3 | 18.2 | |
| 911 call / 911 hang up | | 3 | 12 | 1.3 | 15.6 | 3 | 13 | 1.3 | 16.9 | |
| 911 call - Dropped Cell | | 1 | 10 | 1.3 | 13.0 | 6 | 18 | 1.3 | 23.4 | |
| Total | | 19 | 95 | 1.3 | 123.5 | 19 | 86 | 1.3 | 111.8 | |
| Traffic | MVC (MOTOR VEHICLE COLLISION) -Master code | 0 | 0 | | 0.0 | 0 | 2 | 3.4 | 6.8 | |



Calls For Service (CFS) Billing Summary Report

Municipality of South Huron June - 2021

| Billing Categories <i>(Billing categories below do not match traditional crime groupings)</i> | | 2021 | | | | 2020 | | | |
|--|---|------------|--------------|----------------|-----------------------------|------------|--------------|----------------|-----------------------------|
| | | June | Year to Date | Time Standard | Year To Date Weighted Hours | June | Year to Date | Time Standard | Year To Date Weighted Hours |
| Traffic | MVC - Personal Injury (MOTOR VEHICLE COLLISION) | 0 | 3 | 3.4 | 10.2 | 1 | 6 | 3.4 | 20.4 |
| | MVC - Prop. Dam. Non Reportable | 0 | 11 | 3.4 | 37.4 | 3 | 17 | 3.4 | 57.8 |
| | MVC - Prop. Dam. Reportable (MOTOR VEHICLE COLLISION) | 9 | 33 | 3.4 | 112.2 | 6 | 28 | 3.4 | 95.2 |
| | MVC - Prop. Dam. Failed to Remain (MOTOR VEHICLE COLLISION) | 1 | 3 | 3.4 | 10.2 | 0 | 6 | 3.4 | 20.4 |
| | MVC - Fatal (MOTOR VEHICLE COLLISION) | 0 | 0 | | 0.0 | 0 | 1 | 3.4 | 3.4 |
| | MVC - Others (MOTOR VEHICLE COLLISION) | 0 | 1 | 3.4 | 3.4 | 0 | 0 | | 0.0 |
| | Total | 10 | 51 | 3.4 | 173.4 | 10 | 60 | 3.4 | 204.0 |
| Total | 162 | 773 | | 3,511.1 | 194 | 992 | | 4,552.5 | |

Note to Detachment Commanders:

- The content of each report is to be shared by the Detachment Commander only with the municipality for which it was generated. The municipality may treat this as a public document and distribute it as they wish.
- All data is sourced from the Niche RMS application. Included are 'reported' occurrences (actuals and unfounded occurrences) for 'billable' occurrences ONLY. Data is refreshed on a weekly basis.
- The Traffic category includes motor vehicle collision (MVC) occurrences entered into Niche (UCR code 8521). MVCs are NOT sourced from the eCRS application for this report.
- Only the primary violation is counted within an occurrence.
- Time standards displayed are for the 2021 billing period.

Note to Municipalities:

- Data contained within this report is dynamic in nature and numbers will change over time as the Ontario Provincial Police continues to investigate and solve crime.
- This report is NOT to be used for crime trend analysis as not all occurrences are included.
- Data groupings within this report do not match traditional crime groupings seen in other public reports such as the OPP Police Services Board reports or Statistics Canada reporting.