

# **SOUTH HURON POLICE SERVICES BOARD**

Remote Electronic Meeting – 4:05 pm  
Tuesday, June 9, 2020

---

## **AGENDA**

1. Call to Order and Welcome
2. Disclosure of Pecuniary Interest and General Nature thereof
3. Changes/Additions to the Agenda
4. Approval of the Agenda
5. Approval of Minutes of previous meeting
6. O.P.P. Report
7. Delegations
8. Community Safety and Well-being Plan
9. Correspondence
  - Circulated as received
10. New Business
11. Unfinished Business
  - Policing and Safety Tag Lines
12. Date of Next Meeting – Tuesday, July 14, 2020
13. Adjournment



## **SOUTH HURON POLICE SERVICES BOARD**

South Huron Municipal Office – Verity Room  
Tuesday, March 10, 2020 – 4:05 pm

### **Members Present**

Chair	Jim Dietrich
Member	Mark Hartman
OPP	Staff Sgt David Sinko
OPP	Inspector/Interim Commander Rob Scott
Recording Secretary	Jo-Anne Fields
Regrets	Member Dave Frayne, Provincial Rep

#### **1. Call to Order & Welcome**

Chair Jim Dietrich called the meeting to order at 4:10 pm and welcomed the members to the meeting, thanking them for their commitment to policing in South Huron.

#### **2. Disclosure of Pecuniary Interest and General Nature Thereof**

- None declared

#### **3. Changes/Additions to the Agenda**

- None

#### **4. Approval of the Agenda**

#### **Motion – 10/03/20**

**Moved by:** Mark Hartman  
**Seconded by:** Jim Dietrich

**“That the Agenda be approved as circulated.”**

**Disposition:** Carried

**5. Approval of the Minutes**

**Motion – 11/03/20**

**Moved by: Mark Hartman**  
**Seconded by: Jim Dietrich**

**“That the minutes of February 11, 2020 meeting be approved as circulated.”**

**Disposition: Carried**

**6. O.P.P. Report**

- Detailed reports were distributed prior to the meeting for review and to allow for effective discussion at the Board meeting.
- Staff Sgt David Sinko provided a comprehensive overview and explanation of the February report
- Calls for Service – very little variances between 2019 and 2020
- Five media releases were circulated relating to South Huron
- Lock it or lose it education campaign
- Crime Stoppers report for February was not available
- Provided an overview of continuous training
- Responded to 9 mental health call for service in South Huron in February. Down from 10 in the same month in 2019
- 1 home invasion robbery with a weapon, in Huron Park – investigation is ongoing
- 1 shoplifting arrest resulting in drug possession charge
- 1 impaired driving occurrence
- Calls for Service – very similar to 2019
- General discussion pertaining to extended services office in South Huron – beneficial to community and the officers

**Motion – 12/03/20**

**Moved by: Mark Hartman**  
**Seconded by: Jim Dietrich**

**“That the O.P.P. Report be received as presented.”**

**Disposition: Carried**

**7. Delegations**

- None

## **8. Community Safety and Well-Being Plan**

- Written report pertaining to the Community Safety and Well-being Plan update was provided by Municipal staff member Justin Finkbeiner
- 122 responses to the Community Safety and Well-Being Survey since its launch in early 2020 – positive feedback has been received through participation
- The South Huron working groups has received response from a community outreach questionnaire from the following organizations
  - o Huron Domestic Assault Review Team (DART)
  - o Victim Services Huron County
  - o Ontario Provincial Police (OPP)
  - o Huron Perth Human Services and Justice Coordinating Committee
  - o Huron Perth Situation Table
- Poster Board set up at the Exeter Library to advertise the Community Safety and Well-Being Survey
- Another Board will be placed at the Kirkton Library
- Staff members attended the Community Meals at Noah's Ark on February 20, 2020 for survey outreach and Q/A
- Upcoming outreach to community groups – date to be determined
  - o Exeter Food Bank
  - o Exeter Villa
  - o Huron Park Action Network
  - o Grand Cove Estates
- Chair Dietrich thanked staff for their support and for sharing this information with the Board

## **9. Correspondence**

- Office of Lisa Thompson – Notification of appointment of Provincial Representative Dave Frayne – Defer until the April meeting
- Other correspondence was forwarded to Board members as received

## **10. New Business**

- OAPSB Annual Spring Conference – May 27 – 30, 2020 – Marriott Downtown, Toronto
- Registration and associated expenditures for four individuals for this Conference were included in the 2020 South Huron Police Services Administrative Budget

### **Motion – 13/03/20**

**Moved by:** Mark Hartman  
**Seconded by:** Jim Dietrich

**“That three Board members and the Secretary of the South Huron Police Services Board attend the Annual OAPSB Spring Conference being held May 27 – 30, 2020 in Toronto.”**

**Disposition:** Carried

**11. Unfinished Business**

- No unfinished business

**12. Date of Next Meeting**

Next meeting of the Police Service Board will be held at the South Huron Municipal Office on Tuesday, April 14, 2020 at 4:05 pm or at the call of the Chair.

**13. Adjournment**

**Motion – 14/03/20**

Moved by: Mark Hartman  
Seconded by: Jim Dietrich

“That the meeting be adjourned at 4:45 pm.”

Disposition: Carried

\_\_\_\_\_  
Chair – J. Dietrich

\_\_\_\_\_  
Recording Secretary – J. Fields

\_\_\_\_\_  
Date

# SOUTH HURON POLICE SERVICES BOARD REPORT



## MARCH

## 2020

Inspector Rob Scott – Detachment Commander

# Huron County OPP Community Safety and Engagement Report

## South Huron March 2020

### Calls for Service

2020: 303	2019: 321	2018: 349
-----------	-----------	-----------

### Public Complaints

Policy	Nil
Service	Nil
Conduct	Nil

### Secondary Employment

N/A

### DAR - Community Safety / Mobilization Hours

Number of Cruiser Patrol Hours:	217.00
Number of Foot Patrol Hours:	15.25
Number of School Patrol Hours:	5.00
Number of Specialized Patrol Hours:	Nil
Number of Focused Patrol Hours:	Nil
Number of Community Mobilization Hours:	Nil
Number of RIDE Program Hours:	2.00
Number of Auxiliary Hours:	NA

# Huron County OPP Community Safety and Engagement Report

## South Huron March 2020

### Detachment Initiatives

Number of Targeted Media Releases:	<p>Twelve media releases were placed on the Huron County Media Portal relating to South Huron</p> <p>Media releases are put out to in an attempt to educate, create awareness, and emphasize the need for the public's help in solving crimes.</p>
Crime and Traffic Campaigns/Initiatives:	<p>There were 6 collisions in South Huron in March (5 Property Damage, 1 Personal Injury )</p> <p>During the month of March there were 2 RIDE programs in South Huron resulting in no charges.</p>
Public Education Campaigns:	<p>Twelve Media releases were issued this past month pertaining to county-wide information and/or public education campaigns, including lock it or lose it.</p> <p>Out of 16 vehicles stolen within the County this year, 88% had keys left in the vehicle, and the vehicles were unlocked.</p> <p>March is Fraud Prevention Month. Tips provided to assist the public in recognizing scams.</p> <p>Also provided COVID 19 tips for businesses and contact information for the OPP for further information</p>
Crime Stoppers:	<p>10 Total new OPP tips (Huron County only)</p> <ul style="list-style-type: none"><li>➤ 03 Huron Drugs</li><li>➤ 07 Huron Intelligence</li></ul>
Continuous Learning:	<p>Training suspended due to COVID 19 situation</p>

### Community Engagement

School/Youth Officer Hours / Calls for Service:	<p>There were no incidents in March at any South Huron Schools. This is directly attributed to the school closings for the COVID 19 outbreak. The school resource officer has been re-deployed to front line duties until the school operations resume.</p>
-------------------------------------------------	-------------------------------------------------------------------------------------------------------------------------------------------------------------------------------------------------------------------------------------------------------------



# Huron County OPP Community Safety and Engagement Report

## South Huron March 2020

Community Mobilization Officer:	<p>The weekly situation table in Seaforth was suspended due to the Covid 19 crisis. PC Van Mierlo is still trying to assist vulnerable persons such as the homeless persons in South Huron in other ways.</p> <p>More phone and teleconference meetings are being held. The OPP is still trying to find them resources through partner agencies. She works closely with partner agencies to assist these vulnerable members of the public.</p> <p>There were 11 mental health call for service in South Huron in March. Down from 16 in the same month in 2019.</p>
Focused Patrol Initiatives:	There were no focused patrols scheduled for March.
Community Events:	No events

### Noteworthy Occurrences

- Fatal Pedestrian crash near Kirkton. Male party deceased at the scene.
- Stunt Driver charged – Exeter – 34 yr old male from London doing burn outs downtown.
- 24 yr old Male party from Exeter was located drinking and driving. Arrested for impaired driving. Both tests over the legal limit. Also charged with open liquor.

### Looking Forward

Trends:	<ul style="list-style-type: none"><li>• Violent Crimes have seen a reduction from March 2019. From 10 occurrences in 2019 to 5 in 2020.</li><li>• Break and enter occurrences are on par with March vs 2019 holding at 4. There is an increase in Theft under complaints showing an increase from 7 in March 2019 to 14 in March 2020.</li><li>• Mental Health calls have dropped from 16 in March 2019 to 11 in March 2020. Crisis Team member continues to be engaged with proactive and reactive responses within Huron County throughout the Covid Crisis.</li></ul>
---------	--------------------------------------------------------------------------------------------------------------------------------------------------------------------------------------------------------------------------------------------------------------------------------------------------------------------------------------------------------------------------------------------------------------------------------------------------------------------------------------------------------------------------------------------------------------------------

# Huron County OPP Community Safety and Engagement Report

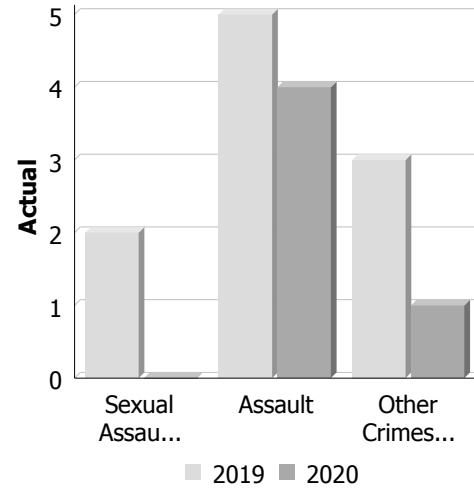
## South Huron March 2020

Detachment Pressures:	<ul style="list-style-type: none"><li>• Covid 19 pressures. Corporate Planning, preparation and ongoing changes to procedures and legislation. Many public calls for service looking for information/advice on Covid 19 related questions.</li></ul>
Community Pressures:	<ul style="list-style-type: none"><li>• Answer increased calls for service related to Covid 19 pressures, related educational contacts with the public.</li><li>• Make proactive patrols in areas where closed businesses are located to prevent criminal activity</li><li>• Proactive patrols in parks and beaches to make sure compliance with Provincial order for closures.</li></ul>

**Police Services Board Report for South Huron  
Records Management System  
March - 2020**

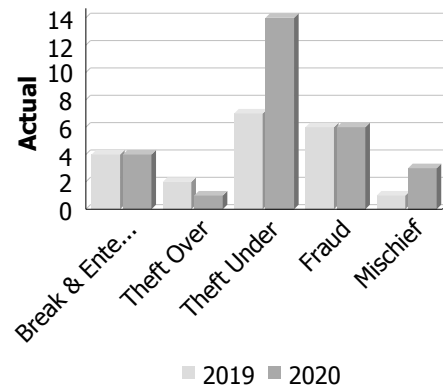
**Violent Crime**

Actual	March			Year to Date - March		
	2019	2020	% Change	2019	2020	% Change
Murder	0	0	--	0	0	--
Other Offences Causing Death	0	0	--	0	0	--
Attempted Murder	0	0	--	0	0	--
Sexual Assault	2	0	-100.0%	3	0	-100.0%
Assault	5	4	-20.0%	10	11	10.0%
Abduction	0	0	--	0	0	--
Robbery	0	0	--	0	1	--
Other Crimes Against a Person	3	1	-66.7%	6	4	-33.3%
<b>Total</b>	<b>10</b>	<b>5</b>	<b>-50.0%</b>	<b>19</b>	<b>16</b>	<b>-15.8%</b>



**Property Crime**

Actual	March			Year to Date - March		
	2019	2020	% Change	2019	2020	% Change
Arson	0	0	--	0	0	--
Break & Enter	4	4	0.0%	28	7	-75.0%
Theft Over	2	1	-50.0%	4	3	-25.0%
Theft Under	7	14	100.0%	16	33	106.2%
Have Stolen Goods	0	0	--	0	1	--
Fraud	6	6	0.0%	9	12	33.3%
Mischief	1	3	200.0%	8	9	12.5%
<b>Total</b>	<b>20</b>	<b>28</b>	<b>40.0%</b>	<b>65</b>	<b>65</b>	<b>0.0%</b>



**Drug Crime**

Actual	March			Year to Date - March		
	2019	2020	% Change	2019	2020	% Change
Possession	0	0	--	0	0	--
Trafficking	0	0	--	0	0	--
Importation and Production	0	0	--	0	0	--
<b>Total</b>	<b>0</b>	<b>0</b>	<b>--</b>	<b>0</b>	<b>0</b>	<b>--</b>



**Detachment:** 6G - HURON

**Location code(s):** 6G10 - EXETER

**Area code(s):** 6119 - Municipality of South Huron

**Data source date:** 2020/04/04

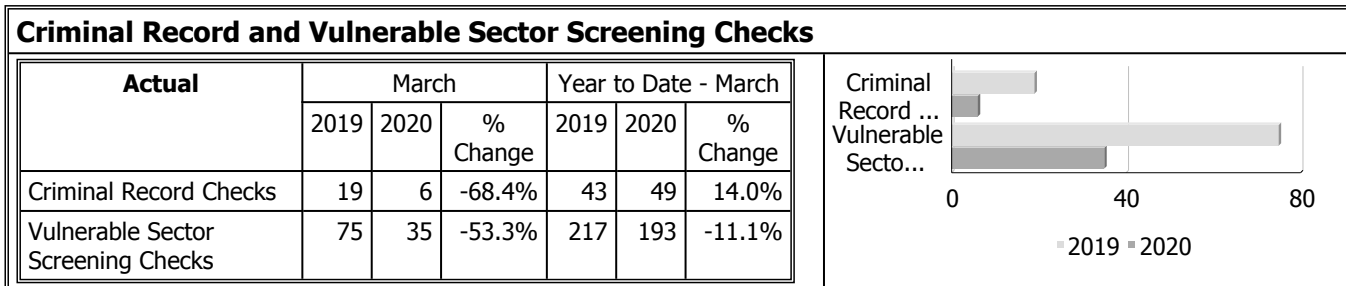
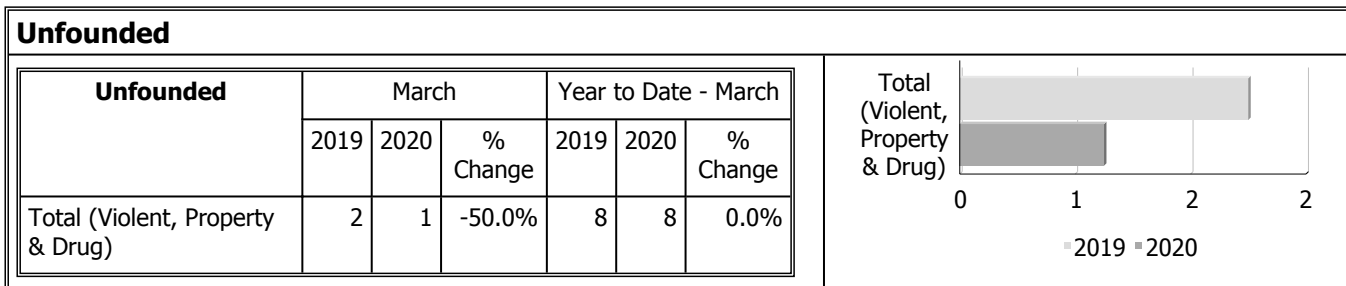
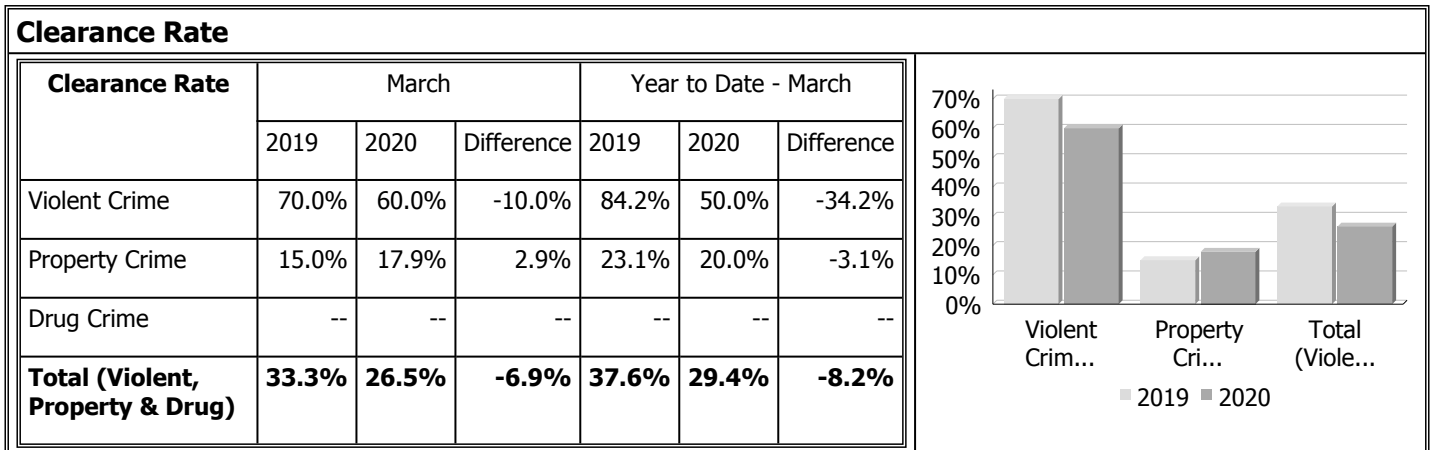
**Report Generated by:**  
Nesbitt, Russell

**Report Generated on:**

7-Apr-20 9:09:58 AM

PP-CSC-Operational Planning-4300

**Police Services Board Report for South Huron  
Records Management System  
March - 2020**



Data contained within this report is dynamic in nature and numbers will change over time as the Ontario Provincial Police continue to investigate and solve crime.

**Data Utilized**

- Major Crimes
- Niche RMS All Offence Level Business Intelligence Cube

**Detachment:** 6G - HURON

**Location code(s):** 6G10 - EXETER

**Area code(s):** 6119 - Municipality of South Huron

**Data source date:**

2020/04/04

**Report Generated by:**

Nesbitt, Russell

**Report Generated on:**

7-Apr-20 9:09:58 AM

PP-CSC-Operational Planning-4300



## Calls For Service (CFS) Billing Summary Report

### Municipality of South Huron March - 2020

Billing Categories <i>(Billing categories below do not match traditional crime groupings)</i>		2020				2019			
		March	Year to Date	Time Standard	Year To Date Weighted Hours	March	Year to Date	Time Standard	Year To Date Weighted Hours
Violent Criminal Code	Sexual Assault	0	0		0.0	1	3	15.9	47.7
	Sexual Interference	0	0		0.0	1	1	15.9	15.9
	Voyeurism	0	0		0.0	1	1	15.9	15.9
	Assault With Weapon or Causing Bodily Harm - Level 2	0	2	15.9	31.8	2	3	15.9	47.7
	Assault-Level 1	4	9	15.9	143.1	3	7	15.9	111.3
	Robbery, With Threat of Violence	0	1	15.9	15.9	0	0		0.0
	Extortion	0	0		0.0	0	1	15.9	15.9
	Criminal Harassment	1	3	15.9	47.7	1	3	15.9	47.7
	Indecent/Harassing Communications	0	1	15.9	15.9	0	0		0.0
	Utter Threats to Person	0	1	15.9	15.9	2	5	15.9	79.5
	<b>Total</b>	<b>5</b>	<b>17</b>	<b>15.9</b>	<b>270.3</b>	<b>11</b>	<b>24</b>	<b>15.9</b>	<b>381.6</b>
Property Crime Violations	Break & Enter	4	9	6.8	61.2	5	29	6.8	197.2
	Break & Enter - Firearms	1	1	6.8	6.8	0	0		0.0
	Theft Over - Trailers	1	1	6.8	6.8	0	0		0.0
	Theft Over - Other Theft	0	0		0.0	0	1	6.8	6.8
	Theft of - Automobile	0	0		0.0	1	1	6.8	6.8
	Theft of - Trucks	0	0		0.0	1	2	6.8	13.6
	Theft of - Farm Vehicles	0	1	6.8	6.8	0	0		0.0
	Theft of - Construction Vehicles	0	1	6.8	6.8	0	0		0.0
	Theft Under -master code	0	1	6.8	6.8	1	1	6.8	6.8
	Theft under - Building	1	1	6.8	6.8	0	0		0.0
	Theft under - Other Theft	3	9	6.8	61.2	3	7	6.8	47.6
	Theft Under - Gasoline Drive-off	1	6	6.8	40.8	1	4	6.8	27.2
	Theft FROM Motor Vehicle Under \$5,000	4	10	6.8	68.0	0	1	6.8	6.8
	Theft Under \$5,000 [SHOPLIFTING]	4	8	6.8	54.4	2	4	6.8	27.2
	Possession of Stolen Goods over \$5,000	0	1	6.8	6.8	0	0		0.0
	Fraud -Master code	0	1	6.8	6.8	0	0		0.0
	Fraud - Steal/Forge/Poss./Use Credit Card	1	1	6.8	6.8	0	0		0.0
	Fraud - Forgery & Uttering	0	1	6.8	6.8	0	0		0.0
	Fraud - Fraud through mails	0	0		0.0	1	1	6.8	6.8
Fraud -Money/property/ security > \$5,000	1	2	6.8	13.6	0	0		0.0	



## Calls For Service (CFS) Billing Summary Report

### Municipality of South Huron March - 2020

Billing Categories <i>(Billing categories below do not match traditional crime groupings)</i>		2020				2019			
		March	Year to Date	Time Standard	Year To Date Weighted Hours	March	Year to Date	Time Standard	Year To Date Weighted Hours
Property Crime Violations	Fraud -Money/property/ security <= \$5,000	1	3	6.8	20.4	3	5	6.8	34.0
	Fraud - Other	2	3	6.8	20.4	1	3	6.8	20.4
	Personation with Intent (fraud)	0	0		0.0	1	1	6.8	6.8
	Identity Fraud	1	1	6.8	6.8	0	0		0.0
	Mischief - master code	3	9	6.8	61.2	1	8	6.8	54.4
	Property Damage	1	1	6.8	6.8	0	1	6.8	6.8
	<b>Total</b>	<b>29</b>	<b>71</b>	<b>6.8</b>	<b>482.8</b>	<b>21</b>	<b>69</b>	<b>6.8</b>	<b>469.2</b>
Other Criminal Code Violations (Excluding traffic)	Offensive Weapons-Explosives	0	0		0.0	0	1	7.9	7.9
	Offensive Weapons-Possession of Weapons	1	2	7.9	15.8	0	0		0.0
	Offensive Weapons-Other Weapons Offences	0	0		0.0	1	1	7.9	7.9
	Bail Violations - Fail To Comply	1	7	7.9	55.3	2	4	7.9	31.6
	Bail Violations - Others	0	0		0.0	0	1	7.9	7.9
	Disturb the Peace	0	0		0.0	0	1	7.9	7.9
	Indecent acts -Other	0	0		0.0	1	1	7.9	7.9
	Child Pornography - Possess child pornography	0	1	7.9	7.9	0	0		0.0
	Child Pornography - Making or distributing	1	1	7.9	7.9	0	0		0.0
	Obstruct Public Peace Officer	0	1	7.9	7.9	0	0		0.0
	Fail to Attend Court	2	3	7.9	23.7	0	0		0.0
	Breach of Probation	1	1	7.9	7.9	1	1	7.9	7.9
	Public mischief - mislead peace officer	0	1	7.9	7.9	0	0		0.0
	Utter Threats to damage property	0	0		0.0	0	1	7.9	7.9
	False Fire Alarm (C.C. Charge)	0	1	7.9	7.9	0	0		0.0
	<b>Total</b>	<b>6</b>	<b>18</b>	<b>7.9</b>	<b>142.2</b>	<b>5</b>	<b>11</b>	<b>7.9</b>	<b>86.9</b>
	Drug Possession	Possession û Opioid (other than heroin)	0	1	6.4	6.4	0	0	
Drug related occurrence		0	1	6.4	6.4	0	0		0.0
<b>Total</b>		<b>0</b>	<b>2</b>	<b>6.4</b>	<b>12.8</b>	<b>0</b>	<b>0</b>		<b>0.0</b>
Statutes & Acts	Landlord/Tenant	2	2	3.3	6.6	2	4	3.3	13.2
	Mental Health Act	1	5	3.3	16.5	7	20	3.3	66.0
	Mental Health Act - No contact with Police	1	1	3.3	3.3	1	2	3.3	6.6
	Mental Health Act - Attempt Suicide	0	1	3.3	3.3	0	1	3.3	3.3



## Calls For Service (CFS) Billing Summary Report

### Municipality of South Huron March - 2020

Billing Categories <i>(Billing categories below do not match traditional crime groupings)</i>		2020				2019			
		March	Year to Date	Time Standard	Year To Date Weighted Hours	March	Year to Date	Time Standard	Year To Date Weighted Hours
Statutes & Acts	Mental Health Act û Threat of Suicide	4	11	3.3	36.3	2	10	3.3	33.0
	Mental Health Act - Voluntary Transport	0	5	3.3	16.5	2	6	3.3	19.8
	Mental Health Act - Placed on Form	4	5	3.3	16.5	1	3	3.3	9.9
	Trespass To Property Act	4	6	3.3	19.8	0	4	3.3	13.2
	<b>Total</b>	<b>16</b>	<b>36</b>	<b>3.3</b>	<b>118.8</b>	<b>15</b>	<b>50</b>	<b>3.3</b>	<b>165.0</b>
Operational	Animal -Master code	0	0		0.0	1	1	3.6	3.6
	Animal Rabid	0	1	3.6	3.6	0	0		0.0
	Animal Bite	1	1	3.6	3.6	1	1	3.6	3.6
	Animal Stray	1	3	3.6	10.8	0	0		0.0
	Animal Injured	1	3	3.6	10.8	1	1	3.6	3.6
	Animal - Other	1	2	3.6	7.2	1	2	3.6	7.2
	Alarm -Others	0	0		0.0	1	3	3.6	10.8
	Domestic Disturbance	7	13	3.6	46.8	1	7	3.6	25.2
	Suspicious Person	25	46	3.6	165.6	8	27	3.6	97.2
	Phone -Master code	0	1	3.6	3.6	0	0		0.0
	Phone -Nuisance - No Charges Laid	0	0		0.0	0	1	3.6	3.6
	Phone -Other - No Charges Laid	0	0		0.0	3	3	3.6	10.8
	False Fire Alarm - Building	0	0		0.0	0	1	3.6	3.6
	Fire - Building	0	2	3.6	7.2	0	1	3.6	3.6
	Fire - Vehicle	0	0		0.0	0	1	3.6	3.6
	Insecure Condition -Master code	1	2	3.6	7.2	0	0		0.0
	Insecure Condition - Building	0	0		0.0	1	1	3.6	3.6
	Missing Person -Master code	0	1	3.6	3.6	0	0		0.0
	Missing Person under 12	0	0		0.0	1	1	3.6	3.6
	Missing Person 12 & older	0	1	3.6	3.6	2	5	3.6	18.0
	Missing Person Located 12 & older	0	1	3.6	3.6	0	1	3.6	3.6
	Noise Complaint -Master code	6	9	3.6	32.4	0	0		0.0
	Noise Complaint - Vehicle	0	0		0.0	0	1	3.6	3.6
	Noise Complaint - Residence	0	0		0.0	2	5	3.6	18.0
Noise Complaint - Business	0	0		0.0	1	1	3.6	3.6	
Noise Complaint - Others	0	1	3.6	3.6	0	0		0.0	



## Calls For Service (CFS) Billing Summary Report

### Municipality of South Huron March - 2020

Billing Categories <i>(Billing categories below do not match traditional crime groupings)</i>		2020				2019			
		March	Year to Date	Time Standard	Year To Date Weighted Hours	March	Year to Date	Time Standard	Year To Date Weighted Hours
Operational	Accident - non-MVC - Master code	1	1	3.6	3.6	0	0		0.0
	Found Property -Master code	8	15	3.6	54.0	0	0		0.0
	Found-Personal Accessories	0	0		0.0	1	2	3.6	7.2
	Found-Others	0	1	3.6	3.6	3	4	3.6	14.4
	Lost Property -Master code	0	2	3.6	7.2	0	0		0.0
	Lost License Plate	0	0		0.0	1	3	3.6	10.8
	Lost - Vehicle Accessories	0	0		0.0	1	1	3.6	3.6
	Lost-Personal Accessories	1	1	3.6	3.6	2	4	3.6	14.4
	Lost-Radio,TV,Sound-Reprod. Equip.	0	0		0.0	1	2	3.6	7.2
	Lost-Others	0	1	3.6	3.6	0	0		0.0
	Sudden Death - Natural Causes	0	3	3.6	10.8	1	1	3.6	3.6
	Sudden Death - Others	0	2	3.6	7.2	0	0		0.0
	Suspicious Vehicle	8	23	3.6	82.8	3	12	3.6	43.2
	Trouble with Youth	0	2	3.6	7.2	3	3	3.6	10.8
	Medical Assistance -Other	0	0		0.0	1	2	3.6	7.2
	Vehicle Recovered - Automobile	0	1	3.6	3.6	1	1	3.6	3.6
	Vehicle Recovered - Trucks	0	0		0.0	1	1	3.6	3.6
	Vehicle Recovered - Motorcycles	1	1	3.6	3.6	0	0		0.0
	Vehicle Recovered - Other	1	1	3.6	3.6	0	0		0.0
	Unwanted Persons	4	8	3.6	28.8	0	3	3.6	10.8
	Neighbour Dispute	2	10	3.6	36.0	2	6	3.6	21.6
	Other Municipal By-Laws	0	2	3.6	7.2	0	0		0.0
	Traffic By-Law	0	0		0.0	1	1	3.6	3.6
	Assist Fire Department	0	2	3.6	7.2	1	2	3.6	7.2
	Assist Public	27	52	3.6	187.2	15	34	3.6	122.4
	Family Dispute	2	6	3.6	21.6	6	10	3.6	36.0
<b>Total</b>	<b>98</b>	<b>221</b>	<b>3.6</b>	<b>795.6</b>	<b>68</b>	<b>156</b>	<b>3.6</b>	<b>561.6</b>	
Operational2	False Alarm-Accidental Trip	0	0		0.0	8	12	1.3	15.6
	False Alarm-Malfunction	0	0		0.0	2	5	1.3	6.5
	False Holdup Alarm-Accidental Trip	0	2	1.3	2.6	0	0		0.0
	False Alarm -Others	8	20	1.3	26.0	2	8	1.3	10.4
	False Alarm -Cancelled	0	0		0.0	3	9	1.3	11.7
	Keep the Peace	2	6	1.3	7.8	3	6	1.3	7.8





## Calls For Service (CFS) Billing Summary Report

### Municipality of South Huron March - 2020

Billing Categories <i>(Billing categories below do not match traditional crime groupings)</i>		2020				2019			
		March	Year to Date	Time Standard	Year To Date Weighted Hours	March	Year to Date	Time Standard	Year To Date Weighted Hours
Operational2	911 call / 911 hang up	2	6	1.3	7.8	15	36	1.3	46.8
	911 hang up - Pocket Dial	0	0		0.0	0	2	1.3	2.6
	911 call - Dropped Cell	4	10	1.3	13.0	7	10	1.3	13.0
	<b>Total</b>	<b>16</b>	<b>44</b>	<b>1.3</b>	<b>57.2</b>	<b>40</b>	<b>88</b>	<b>1.3</b>	<b>114.4</b>
Traffic	MVC (MOTOR VEHICLE COLLISION) -Master code	0	2	3.4	6.8	0	0		0.0
	MVC - Personal Injury (MOTOR VEHICLE COLLISION)	0	3	3.4	10.2	0	0		0.0
	MVC - Prop. Dam. Non Reportable	3	11	3.4	37.4	1	14	3.4	47.6
	MVC - Prop. Dam. Reportable (MOTOR VEHICLE COLLISION)	5	14	3.4	47.6	3	12	3.4	40.8
	MVC - Prop. Dam. Failed to Remain (MOTOR VEHICLE COLLISION)	0	3	3.4	10.2	0	4	3.4	13.6
	MVC - Fatal (MOTOR VEHICLE COLLISION)	1	1	3.4	3.4	0	0		0.0
	<b>Total</b>	<b>9</b>	<b>34</b>	<b>3.4</b>	<b>115.6</b>	<b>4</b>	<b>30</b>	<b>3.4</b>	<b>102.0</b>
<b>Total</b>	<b>179</b>	<b>443</b>		<b>1,995.3</b>	<b>164</b>	<b>428</b>		<b>1,880.7</b>	

#### **Note to Detachment Commanders:**

- The content of each report is to be shared by the Detachment Commander only with the municipality for which it was generated. The municipality may treat this as a public document and distribute it as they wish.
- All data is sourced from the Niche RMS application. Included are 'reported' occurrences (actuals and unfounded occurrences) for 'billable' occurrences ONLY. Data is refreshed on a weekly basis.
- The Traffic category includes motor vehicle collision (MVC) occurrences entered into Niche (UCR code 8521). MVCs are NOT sourced from the eCRS application for this report.
- Only the primary violation is counted within an occurrence.
- Time standards displayed are for the 2017 billing period.

#### **Note to Municipalities:**

- Data contained within this report is dynamic in nature and numbers will change over time as the Ontario Provincial Police continues to investigate and solve crime.
- This report is NOT to be used for crime trend analysis as not all occurrences are included.
- Data groupings within this report do not match traditional crime groupings seen in other public reports such as the OPP Police Services Board reports or Statistics Canada reporting.

# SOUTH HURON POLICE SERVICES BOARD REPORT



APRIL

2020

Inspector Rob Scott – Detachment Commander

# Huron County OPP Community Safety and Engagement Report

## South Huron April 2020

### Calls for Service

2020: 352	2019: 373	2018: 428
-----------	-----------	-----------

### Public Complaints

Policy	Nil
Service	Nil
Conduct	Nil

### Secondary Employment

N/A

### DAR - Community Safety / Mobilization Hours

Number of Cruiser Patrol Hours:	348.00
Number of Foot Patrol Hours:	32.25
Number of School Patrol Hours:	Nil
Number of Specialized Patrol Hours:	Nil
Number of Focused Patrol Hours:	38.00
Number of Community Mobilization Hours:	Nil
Number of RIDE Program Hours:	3.75
Number of Auxiliary Hours:	NA

# Huron County OPP Community Safety and Engagement Report

## South Huron April 2020

### Detachment Initiatives

Number of Targeted Media Releases:	<p>Four media releases were placed on the Huron County Media Portal relating to South Huron</p> <p>Media releases are put out to in an attempt to educate, create awareness, and emphasize the need for the public's help in solving crimes.</p>
Crime and Traffic Campaigns/Initiatives:	<p>There were 4 collisions in South Huron in April. All Property damage.</p> <p>During the month of April there was 1 RIDE program in South Huron resulting in no charges.</p>
Public Education Campaigns:	<p>31 Media releases were issued this past month pertaining to county-wide information and/or public education campaigns.</p> <p>We encourage people to secure their property, Do not leave valuables in their vehicles. Patrol closed businesses to prevent crime.</p> <p>Also provided COVID 19 tips for businesses and contact information for the OPP for further information</p>
Crime Stoppers:	<p>30 Total new OPP tips (Huron County only)</p> <ul style="list-style-type: none"><li>➤ 04 Huron Drugs</li><li>➤ 26 Huron Intelligence</li></ul>
Continuous Learning:	<p>Training suspended due to COVID 19 situation</p>

### Community Engagement

School/Youth Officer Hours / Calls for Service:	<p>There were no incidents in April at any South Huron Schools. This is directly attributed to the school closings for the COVID19 outbreak. The school resource officer has been re-deployed to front line duties until the school operations resume.</p>
Community Mobilization Officer:	<p>The weekly situation table in Seaforth was suspended due to the COVID19 crisis. PC Van Mierlo is still trying to assist vulnerable persons such as the homeless persons in South Huron in other ways. In support of the homeless persons, PC Van Mierlo joined with Huron County Social Services to locate and provide services to anyone camping outside.</p>

# Huron County OPP Community Safety and Engagement Report

## South Huron April 2020

	<p>More phone and teleconference meetings are being held. The OPP is still trying to find them resources through partner agencies. She works closely with partner agencies to assist these vulnerable members of the public.</p> <p>There were 16 mental health call for service in South Huron in April. Down from 26 in the same month in 2019.</p>
Focused Patrol Initiatives:	<p>There was one focused patrol for April. This patrol is set up to patrol high traffic areas including Grocery stores, Commercial areas in relation to COVID19. This will support local businesses that are open and dealing with COVID19 lineups and also patrols in commercial areas to prevent thefts from closed businesses.</p>
Community Events:	<p>No events</p>

### Noteworthy Occurrences

- Break & Enter to a farm on Elmville Line. ATV stolen.
- Break & Enter to Bank of Montreal. Male party arrested in relation to this occurrence. Charged accordingly.
- Dangerous driver arrested for driving erratically. Male located, arrested and charged with Dangerous Driving.

### Looking Forward

- |         |                                                                                                                                                                                                                                                                                                                                                                                                                                                                                                                                                                      |
|---------|----------------------------------------------------------------------------------------------------------------------------------------------------------------------------------------------------------------------------------------------------------------------------------------------------------------------------------------------------------------------------------------------------------------------------------------------------------------------------------------------------------------------------------------------------------------------|
| Trends: | <ul style="list-style-type: none"><li>• Violent Crimes have seen an increase from April 2019. From 3 occurrences in 2019 to 5 in 2020.</li><li>• Break and enter occurrences are on the rise with from April 2019 increasing from 1 to 6. Theft complaints (Over &amp; Under) remain on par at 10 from April 2019 to April 2020.</li><li>• Mental Health calls have dropped from 26 in April 2019 to 16 in April 2020. Crisis Team member continues to be engaged with proactive and reactive responses within Huron County throughout the COVID19 Crisis.</li></ul> |
|---------|----------------------------------------------------------------------------------------------------------------------------------------------------------------------------------------------------------------------------------------------------------------------------------------------------------------------------------------------------------------------------------------------------------------------------------------------------------------------------------------------------------------------------------------------------------------------|

# Huron County OPP Community Safety and Engagement Report

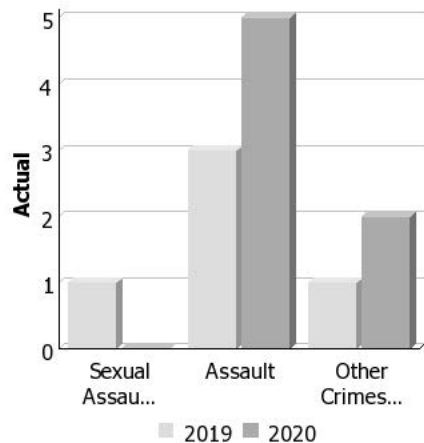
## South Huron April 2020

Detachment Pressures:	<ul style="list-style-type: none"><li>• COVID19 pressures. Corporate Planning, preparation and ongoing changes to procedures and legislation. Many public calls for service looking for information/advice on COVID19 related questions.</li></ul>
Community Pressures:	<ul style="list-style-type: none"><li>• Answer increased calls for service related to COVID19 pressures, related educational contacts with the public.</li><li>• Make proactive patrols in areas where closed businesses are located to prevent criminal activity</li><li>• Proactive patrols in parks and beaches to make sure compliance with Provincial order for closures.</li></ul>

**Police Services Board Report for South Huron**  
**Records Management System**  
**April - 2020**

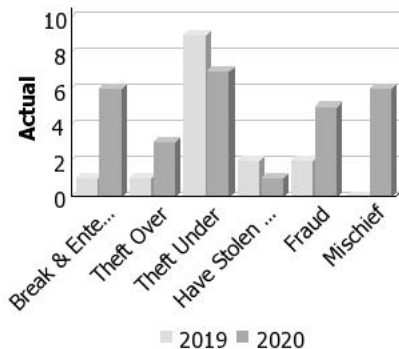
**Violent Crime**

Actual	April			Year to Date - April		
	2019	2020	% Change	2019	2020	% Change
Murder	0	0	--	0	0	--
Other Offences Causing Death	0	0	--	0	0	--
Attempted Murder	0	0	--	0	0	--
Sexual Assault	1	0	-100.0%	4	0	-100.0%
Assault	3	5	66.7%	13	16	23.1%
Abduction	0	0	--	0	0	--
Robbery	0	0	--	0	1	--
Other Crimes Against a Person	1	2	100.0%	7	6	-14.3%
<b>Total</b>	<b>5</b>	<b>7</b>	<b>40.0%</b>	<b>24</b>	<b>23</b>	<b>-4.2%</b>



**Property Crime**

Actual	April			Year to Date - April		
	2019	2020	% Change	2019	2020	% Change
Arson	0	0	--	0	0	--
Break & Enter	1	6	500.0%	29	13	-55.2%
Theft Over	1	3	200.0%	5	6	20.0%
Theft Under	9	7	-22.2%	25	42	68.0%
Have Stolen Goods	2	1	-50.0%	2	3	50.0%
Fraud	2	5	150.0%	11	17	54.5%
Mischief	0	6	--	8	16	100.0%
<b>Total</b>	<b>15</b>	<b>28</b>	<b>86.7%</b>	<b>80</b>	<b>97</b>	<b>21.2%</b>



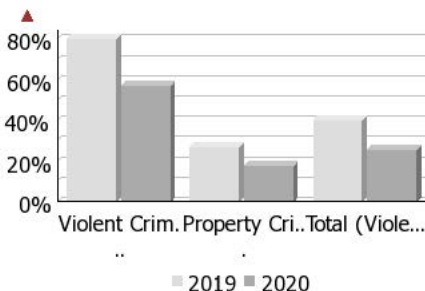
## Drug Crime

Actual	April			Year to Date - April		
	2019	2020	% Change	2019	2020	% Change
Possession	0	0	--	0	0	--
Trafficking	0	0	--	0	0	--
Importation and Production	0	0	--	0	0	--
<b>Total</b>	<b>0</b>	<b>0</b>	<b>--</b>	<b>0</b>	<b>0</b>	<b>--</b>



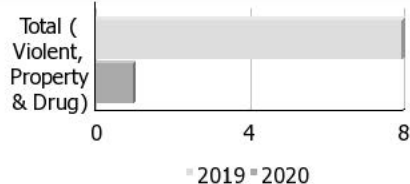
## Clearance Rate

Clearance Rate	April			Year to Date - April		
	2019	2020	Difference	2019	2020	Difference
Violent Crime	80.0%	57.1%	-22.9%	83.3%	52.2%	-31.2%
Property Crime	26.7%	17.9%	-8.8%	23.8%	21.6%	-2.1%
Drug Crime	--	--	--	--	--	--
<b>Total (Violent, Property &amp; Drug)</b>	<b>40.0%</b>	<b>25.7%</b>	<b>-14.3%</b>	<b>38.1%</b>	<b>29.8%</b>	<b>-8.3%</b>



## Unfounded


Unfounded	April			Year to Date - April		
	2019	2020	% Change	2019	2020	% Change
Total (Violent, Property & Drug)	8	1	-87.5%	16	9	-43.8%





## Criminal Record and Vulnerable Sector Screening Checks

Actual	April			Year to Date - April		
	2019	2020	% Change	2019	2020	% Change
Criminal Record Checks	17	1	-94.1%	60	50	-16.7%
Vulnerable Sector Screening Checks	62	0	-100.0%	279	193	-30.8%



Data contained within this report is dynamic in nature and numbers will change over time as the Ontario Provincial Police continue to investigate and solve crime.

### Data Utilized

- Major Crimes
- Niche RMS All Offence Level Business Intelligence Cube

**Detachment:** 6G - HURON

**Location code(s):** 6G10 - EXETER

**Area code(s):** 6119 - Municipality of South Huron

**Data source date:**

2020/05/09

**Report Generated by:**

Nesbitt, Russell

**Report Generated on:**

11-May-20 10:24:57 AM

PP-CSC-Operational Planning-4300



# Calls For Service (CFS) Billing Summary Report

## Municipality of South Huron April - 2020

Billing Categories <i>(Billing categories below do not match traditional crime groupings)</i>		2020				2019			
		April	Year to Date	Time Standard	Year To Date Weighted Hours	April	Year to Date	Time Standard	Year To Date Weighted Hours
Violent Criminal Code	Sexual Assault	0	0		0.0	1	4	15.9	63.6
	Sexual Interference	0	0		0.0	0	1	15.9	15.9
	Voyeurism	0	0		0.0	0	1	15.9	15.9
	Assault With Weapon or Causing Bodily Harm-Level 2	1	3	15.9	47.7	0	3	15.9	47.7
	Assault-Level 1	3	12	15.9	190.8	4	11	15.9	174.9
	Criminal Negligence: Bodily Harm	1	1	15.9	15.9	0	0		0.0
	Robbery, With Threat of Violence	0	1	15.9	15.9	0	0		0.0
	Extortion	0	0		0.0	0	1	15.9	15.9
	Criminal Harassment	0	3	15.9	47.7	1	4	15.9	63.6
	Indecent/Harassing Communications	1	2	15.9	31.8	0	0		0.0
	Utter Threats to Person	2	3	15.9	47.7	2	7	15.9	111.3
	<b>Total</b>	<b>8</b>	<b>25</b>	<b>15.9</b>	<b>397.5</b>	<b>8</b>	<b>32</b>	<b>15.9</b>	<b>508.8</b>
Property Crime Violations	Break & Enter	5	14	6.8	95.2	2	31	6.8	210.8
	Unlawful in a dwelling house	1	1	6.8	6.8	0	0		0.0
	Break & Enter - Firearms	0	1	6.8	6.8	0	0		0.0
	Theft Over - Trailers	0	1	6.8	6.8	0	0		0.0
	Theft Over - Other Theft	0	0		0.0	0	1	6.8	6.8
	Theft of Motor Vehicle	1	1	6.8	6.8	0	0		0.0
	Theft of - Automobile	0	0		0.0	0	1	6.8	6.8
	Theft of - Trucks	0	0		0.0	0	2	6.8	13.6
	Theft of - All Terrain Vehicles	2	2	6.8	13.6	1	1	6.8	6.8
	Theft of - Farm Vehicles	0	1	6.8	6.8	0	0		0.0
	Theft of - Construction Vehicles	0	1	6.8	6.8	0	0		0.0
	Theft Under -master code	0	1	6.8	6.8	0	1	6.8	6.8
	Theft under - Bicycles	1	1	6.8	6.8	0	0		0.0
	Theft under - Building	0	1	6.8	6.8	0	0		0.0
	Theft under - Trailers	0	0		0.0	1	1	6.8	6.8
	Theft under - Other Theft	2	11	6.8	74.8	4	11	6.8	74.8
	Theft Under - Gasoline Drive-off	0	7	6.8	47.6	1	5	6.8	34.0
	Theft FROM Motor Vehicle Under \$5,000	2	13	6.8	88.4	2	3	6.8	20.4
	Theft Under \$5,000 [SHOPLIFTING]	1	9	6.8	61.2	2	6	6.8	40.8
	Possession of Stolen Goods over \$5,000	0	1	6.8	6.8	2	2	6.8	13.6



## Calls For Service (CFS) Billing Summary Report

### Municipality of South Huron April - 2020

Billing Categories <i>(Billing categories below do not match traditional crime groupings)</i>		2020				2019			
		April	Year to Date	Time Standard	Year To Date Weighted Hours	April	Year to Date	Time Standard	Year To Date Weighted Hours
Property Crime Violations	Possession of Stolen Goods under \$5,000	1	2	6.8	13.6	0	0		0.0
	Fraud -Master code	0	1	6.8	6.8	1	1	6.8	6.8
	Fraud - Steal/Forge/Poss./Use Credit Card	1	2	6.8	13.6	0	0		0.0
	Fraud - Forgery & Uttering	0	1	6.8	6.8	0	0		0.0
	Fraud - Fraud through mails	0	0		0.0	0	1	6.8	6.8
	Fraud -Money/property/ security > \$5,000	0	1	6.8	6.8	0	0		0.0
	Fraud -Money/property/ security <= \$5,000	1	4	6.8	27.2	0	5	6.8	34.0
	Fraud - Other	3	7	6.8	47.6	2	5	6.8	34.0
	Personation with Intent (fraud)	0	0		0.0	0	1	6.8	6.8
	Identity Fraud	0	1	6.8	6.8	1	1	6.8	6.8
	Mischief - master code	5	15	6.8	102.0	0	8	6.8	54.4
	Interfere with lawful use, enjoyment of property	1	1	6.8	6.8	0	0		0.0
	Property Damage	0	1	6.8	6.8	1	2	6.8	13.6
	<b>Total</b>	<b>27</b>	<b>102</b>	<b>6.8</b>	<b>693.6</b>	<b>20</b>	<b>89</b>	<b>6.8</b>	<b>605.2</b>
	Other Criminal Code Violations (Excluding traffic)	Offensive Weapons-Explosives	0	0		0.0	0	1	7.9
Offensive Weapons-Possession of Weapons		0	2	7.9	15.8	1	1	7.9	7.9
Offensive Weapons-Other Weapons Offences		0	0		0.0	0	1	7.9	7.9
Bail Violations -Master code		1	1	7.9	7.9	0	0		0.0
Bail Violations - Fail To Comply		3	10	7.9	79.0	2	6	7.9	47.4
Bail Violations - Others		1	1	7.9	7.9	2	3	7.9	23.7
Disturb the Peace		0	0		0.0	0	1	7.9	7.9
Indecent acts -Other		0	0		0.0	0	1	7.9	7.9
Child Pornography -Possess child pornography		0	1	7.9	7.9	0	0		0.0
Child Pornography - Making or distributing		0	1	7.9	7.9	0	0		0.0
Obstruct Public Peace Officer		0	1	7.9	7.9	0	0		0.0
Trespass at Night		1	1	7.9	7.9	0	0		0.0
Fail to Attend Court		0	3	7.9	23.7	0	0		0.0
Breach of Probation		2	3	7.9	23.7	2	3	7.9	23.7
Public mischief - mislead peace officer		0	1	7.9	7.9	0	0		0.0



## Calls For Service (CFS) Billing Summary Report

### Municipality of South Huron April - 2020

Billing Categories <i>(Billing categories below do not match traditional crime groupings)</i>		2020				2019			
		April	Year to Date	Time Standard	Year To Date Weighted Hours	April	Year to Date	Time Standard	Year To Date Weighted Hours
Other Criminal Code Violations (Excluding traffic)	Utter Threats to damage property	0	0		0.0	1	2	7.9	15.8
	False Fire Alarm (C.C. Charge)	0	1	7.9	7.9	0	0		0.0
	<b>Total</b>	<b>8</b>	<b>26</b>	<b>7.9</b>	<b>205.4</b>	<b>8</b>	<b>19</b>	<b>7.9</b>	<b>150.1</b>
Drug Possession	Possession û Opioid (other than heroin)	0	1	6.4	6.4	0	0		0.0
	DRUG Operation - Master Code	0	1	6.4	6.4	0	0		0.0
	Drug related occurrence	1	3	6.4	19.2	3	3	6.4	19.2
	<b>Total</b>	<b>1</b>	<b>5</b>	<b>6.4</b>	<b>32.0</b>	<b>3</b>	<b>3</b>	<b>6.4</b>	<b>19.2</b>
Statutes & Acts	Landlord/Tenant	2	4	3.3	13.2	1	5	3.3	16.5
	Mental Health Act	2	8	3.3	26.4	9	29	3.3	95.7
	Mental Health Act - No contact with Police	0	1	3.3	3.3	1	3	3.3	9.9
	Mental Health Act - Attempt Suicide	0	1	3.3	3.3	0	1	3.3	3.3
	Mental Health Act û Threat of Suicide	3	15	3.3	49.5	6	16	3.3	52.8
	Mental Health Act - Voluntary Transport	2	7	3.3	23.1	4	10	3.3	33.0
	Mental Health Act - Placed on Form	2	7	3.3	23.1	1	4	3.3	13.2
	Trespass To Property Act	3	9	3.3	29.7	0	4	3.3	13.2
	<b>Total</b>	<b>14</b>	<b>52</b>	<b>3.3</b>	<b>171.6</b>	<b>22</b>	<b>72</b>	<b>3.3</b>	<b>237.6</b>
	Operational	Animal -Master code	0	0		0.0	0	1	3.6
Animal Rabid		0	1	3.6	3.6	0	0		0.0
Animal Bite		0	1	3.6	3.6	0	1	3.6	3.6
Animal Stray		4	7	3.6	25.2	0	0		0.0
Animal Injured		2	5	3.6	18.0	0	1	3.6	3.6
Animal - Other		1	3	3.6	10.8	3	5	3.6	18.0
Alarm -Others		0	0		0.0	0	3	3.6	10.8
Domestic Disturbance		6	19	3.6	68.4	7	14	3.6	50.4
Suspicious Person		17	68	3.6	244.8	12	39	3.6	140.4
Phone -Master code		0	1	3.6	3.6	0	0		0.0
Phone -Nuisance - No Charges Laid		0	0		0.0	0	1	3.6	3.6
Phone -Other - No Charges Laid		0	0		0.0	0	3	3.6	10.8
False Fire Alarm - Building		0	0		0.0	0	1	3.6	3.6
Fire - Building		0	2	3.6	7.2	1	2	3.6	7.2
Fire - Vehicle		0	0		0.0	0	1	3.6	3.6
Fire - Other		0	0		0.0	1	1	3.6	3.6



## Calls For Service (CFS) Billing Summary Report

### Municipality of South Huron April - 2020

Billing Categories <i>(Billing categories below do not match traditional crime groupings)</i>		2020				2019			
		April	Year to Date	Time Standard	Year To Date Weighted Hours	April	Year to Date	Time Standard	Year To Date Weighted Hours
Operational	Insecure Condition -Master code	0	2	3.6	7.2	0	0		0.0
	Insecure Condition - Building	0	0		0.0	0	1	3.6	3.6
	Missing Person -Master code	0	1	3.6	3.6	0	0		0.0
	Missing Person under 12	0	0		0.0	0	1	3.6	3.6
	Missing Person 12 & older	0	1	3.6	3.6	2	7	3.6	25.2
	Missing Person Located 12 & older	2	3	3.6	10.8	1	2	3.6	7.2
	Noise Complaint -Master code	2	11	3.6	39.6	0	0		0.0
	Noise Complaint - Vehicle	0	0		0.0	1	2	3.6	7.2
	Noise Complaint - Residence	1	1	3.6	3.6	4	9	3.6	32.4
	Noise Complaint - Business	0	0		0.0	0	1	3.6	3.6
	Noise Complaint - Others	1	2	3.6	7.2	0	0		0.0
	Accident - non-MVC -Master code	0	1	3.6	3.6	0	0		0.0
	Found Property -Master code	2	17	3.6	61.2	1	1	3.6	3.6
	Found-Personal Accessories	0	0		0.0	0	2	3.6	7.2
	Found-Household Property	0	0		0.0	1	1	3.6	3.6
	Found-Machinery & Tools	1	1	3.6	3.6	0	0		0.0
	Found-Bicycles	0	0		0.0	4	4	3.6	14.4
	Found-Others	0	1	3.6	3.6	1	5	3.6	18.0
	Lost Property -Master code	0	2	3.6	7.2	0	0		0.0
	Lost License Plate	0	0		0.0	1	4	3.6	14.4
	Lost - Vehicle Accessories	0	0		0.0	0	1	3.6	3.6
	Lost-Personal Accessories	0	1	3.6	3.6	0	4	3.6	14.4
	Lost-Radio,TV,Sound-Reprod. Equip.	0	0		0.0	0	2	3.6	7.2
	Lost-Others	0	1	3.6	3.6	0	0		0.0
	Sudden Death - Natural Causes	2	5	3.6	18.0	0	1	3.6	3.6
	Sudden Death - Others	0	2	3.6	7.2	0	0		0.0
	Suspicious Vehicle	9	33	3.6	118.8	5	17	3.6	61.2
	Trouble with Youth	0	2	3.6	7.2	2	5	3.6	18.0
	Medical Assistance -Other	0	0		0.0	0	2	3.6	7.2
	Vehicle Recovered - Automobile	0	1	3.6	3.6	0	1	3.6	3.6
	Vehicle Recovered - Trucks	0	0		0.0	0	1	3.6	3.6
	Vehicle Recovered - Motorcycles	0	1	3.6	3.6	0	0		0.0
	Vehicle Recovered - Other	0	1	3.6	3.6	0	0		0.0



## Calls For Service (CFS) Billing Summary Report

### Municipality of South Huron April - 2020

Billing Categories <i>(Billing categories below do not match traditional crime groupings)</i>		2020				2019			
		April	Year to Date	Time Standard	Year To Date Weighted Hours	April	Year to Date	Time Standard	Year To Date Weighted Hours
Operational	Unwanted Persons	3	11	3.6	39.6	4	7	3.6	25.2
	Neighbour Dispute	1	12	3.6	43.2	3	9	3.6	32.4
	Noise By-Law	0	0		0.0	1	1	3.6	3.6
	Other Municipal By-Laws	1	3	3.6	10.8	0	0		0.0
	Traffic By-Law	0	0		0.0	1	2	3.6	7.2
	Assist Fire Department	0	2	3.6	7.2	2	4	3.6	14.4
	Assist Public	20	73	3.6	262.8	17	51	3.6	183.6
	Family Dispute	8	14	3.6	50.4	3	13	3.6	46.8
	<b>Total</b>	<b>83</b>	<b>312</b>	<b>3.6</b>	<b>1,123.2</b>	<b>78</b>	<b>234</b>	<b>3.6</b>	<b>842.4</b>
Operational2	False Alarm-Accidental Trip	0	0		0.0	4	16	1.3	20.8
	False Alarm-Malfunction	0	0		0.0	1	6	1.3	7.8
	False Holdup Alarm-Accidental Trip	0	2	1.3	2.6	0	0		0.0
	False Alarm -Others	6	26	1.3	33.8	1	9	1.3	11.7
	False Alarm -Cancelled	0	0		0.0	1	10	1.3	13.0
	Keep the Peace	1	7	1.3	9.1	0	6	1.3	7.8
	911 call / 911 hang up	3	9	1.3	11.7	13	49	1.3	63.7
	911 hang up - Pocket Dial	0	0		0.0	5	7	1.3	9.1
	911 call - Dropped Cell	0	10	1.3	13.0	1	11	1.3	14.3
<b>Total</b>	<b>10</b>	<b>54</b>	<b>1.3</b>	<b>70.2</b>	<b>26</b>	<b>114</b>	<b>1.3</b>	<b>148.2</b>	
Traffic	MVC (MOTOR VEHICLE COLLISION) -Master code	0	2	3.4	6.8	0	0		0.0
	MVC - Personal Injury (MOTOR VEHICLE COLLISION)	0	3	3.4	10.2	0	0		0.0
	MVC - Prop. Dam. Non Reportable	2	13	3.4	44.2	2	16	3.4	54.4
	MVC - Prop. Dam. Reportable (MOTOR VEHICLE COLLISION)	3	17	3.4	57.8	3	15	3.4	51.0
	MVC - Prop. Dam. Failed to Remain (MOTOR VEHICLE COLLISION)	0	3	3.4	10.2	1	5	3.4	17.0
	MVC - Fatal (MOTOR VEHICLE COLLISION)	0	1	3.4	3.4	0	0		0.0
	<b>Total</b>	<b>5</b>	<b>39</b>	<b>3.4</b>	<b>132.6</b>	<b>6</b>	<b>36</b>	<b>3.4</b>	<b>122.4</b>
<b>Total</b>	<b>156</b>	<b>615</b>		<b>2,826.1</b>	<b>171</b>	<b>599</b>		<b>2,633.9</b>	

#### **Note to Detachment Commanders:**

- The content of each report is to be shared by the Detachment Commander only with the municipality for which it was generated. The municipality may treat this as a public document and distribute it as they wish.
- All data is sourced from the Niche RMS application. Included are 'reported' occurrences (actuals and unfounded occurrences) for 'billable' occurrences ONLY. Data is refreshed on a weekly basis.
- The Traffic category includes motor vehicle collision (MVC) occurrences entered into Niche (UCR code 8521). MVCs are NOT sourced from the eCRS application for this report.



## Calls For Service (CFS) Billing Summary Report

### Municipality of South Huron April - 2020

- Only the primary violation is counted within an occurrence.
- Time standards displayed are for the 2017 billing period.

#### **Note to Municipalities:**

- Data contained within this report is dynamic in nature and numbers will change over time as the Ontario Provincial Police continues to investigate and solve crime.
- This report is NOT to be used for crime trend analysis as not all occurrences are included.
- Data groupings within this report do not match traditional crime groupings seen in other public reports such as the OPP Police Services Board reports or Statistics Canada reporting.