



Municipality of South Huron
 322 Main Street South
 PO Box 759
 Exeter, Ontario N0M 1S6
 Phone: (519) 235-0310

No. ____ - ____

Entrance Application

Approved Date: _____

Manager

Sent Date: _____

Building Dept.

Planning Dept.

Applicant

Date: _____
 Applicant's Name: _____
 Address: _____
 Mailing Address: _____
 Telephone Number: _____
 Fax Number: _____ Email address: _____
**Required

Approximate date when entrance is required: _____

Is the entrance a condition of zoning or consent _____
 Number of entrances currently existing on site/property _____
 Conservation approval attached (if crossing/ constructing in regulated area) ABCA

Proposed Entrance Type

Type of Entrance

- (a) Residential _____
- (b) Agricultural _____
- (c) Commercial _____
- (d) Industrial _____
- (e) Temporary _____

- (a) Hard Surface ____
- (b) Gravel ____

Location of Proposed Entrance:

- (a) Road between Lot _____ Concession _____ and Lot _____ Concession _____
- (b) North, South, East or West side of Road _____
- (c) Lot _____ Concession _____
- (d) Street Address _____ Village / Town _____
- (e) 911 # _____ If no 911 # would you like one: Yes ____ No ____
- (f) Proximity of the entrance to any intersections and adjacent entrances _____

Applicant Use Only:

Municipal Use Only:

Proposed Entrance Details

- (a) Entrance Width (including 3:1 end slopes) _____
- (b) Culvert Length _____
- (c) Diameter of culvert proposed _____
- (d) Does it cross a Municipal Drain _____
- (e) Does it cross a sidewalk _____

Required Entrance Details

- (a) Entrance Width (including 3:1 end slope) _____
- (b) Culvert Length _____
- (c) Diameter of culvert required _____
- (d) Does it cross a Municipal Drain _____
- (e) Does it cross a sidewalk _____

Proposed Drop Curb Cuts

- (a) Proposed width of curb cut (include 1m tapers) _____
- (b) Proposed location in relation to buildings or landmarks _____
- (c) Name of contractor that will complete the curb work _____

Required Drop Curb Cuts

- (a) Required width of curb cut (include 1m tapers) _____
- (b) Required location in relation to buildings or landmarks _____

**** Sketch/aerial view of proposed entrance is required**

Signature of Applicant _____

Authorized by _____

Please email completed form to: transportation@southhuron.ca

Municipality of South Huron
 Transportation Services Department
Entrance Application | Information Tips

Entrance Types:

- Residential – provides access to residential facilities of four units or less.
- Agricultural – provides access to agricultural fields.
- Commercial – provides access to any business done with the sole motive of gaining a profit.
- Industrial – provides access to any business dealing with manufacturing goods.
- Temporary – provides access to properties for a limited period, not to exceed one year for the purpose of construction, repairs, or improvements on that property or to facilitate a stages development.

Guidelines for Entrances:

Dimensions

DRIVEWAY DIMENSIONS						
LAND USE	WIDTH m				RADIUS m	
	One-Way		Two-Way		min	max
	min	max	min	max		
Light Industrial, Commercial, and Apartment	4.5	7.5	7.2	12.0	4.5	12.0
Heavy Industrial	5.0	9.0	9.0	15.0	9.0	15.0

Image refers to OPSD 350.010

DRIVEWAY DIMENSIONS				
LAND USE	WIDTH m			
	Single		Double	
	min	max	min	max
Residential	3.0	4.3	6.0	7.3

Image refers to OPSD 351.010

- Entrances will not be approved if they do not coincide with the dimensions stated above.

Entrance Material:

- Residential – must be surfaced with at least 150mm (6") crushed granular A (gravel)
- Agricultural – must be surfaced with at least 150mm (6") crushed granular A (gravel), can be no less than 10m (30ft)
- Commercial – must be surfaced with at least 150mm (6") crushed granular A (gravel), depending on site inspection
- Industrial – must be surfaced with at least 150mm (6") crushed granular A (gravel), depending on site inspection
- Temporary – provides access to properties for a limited period, not to exceed one year for the purpose of construction, repairs, or improvements on that property or to facilitate a staged development.

Entrance Grade:

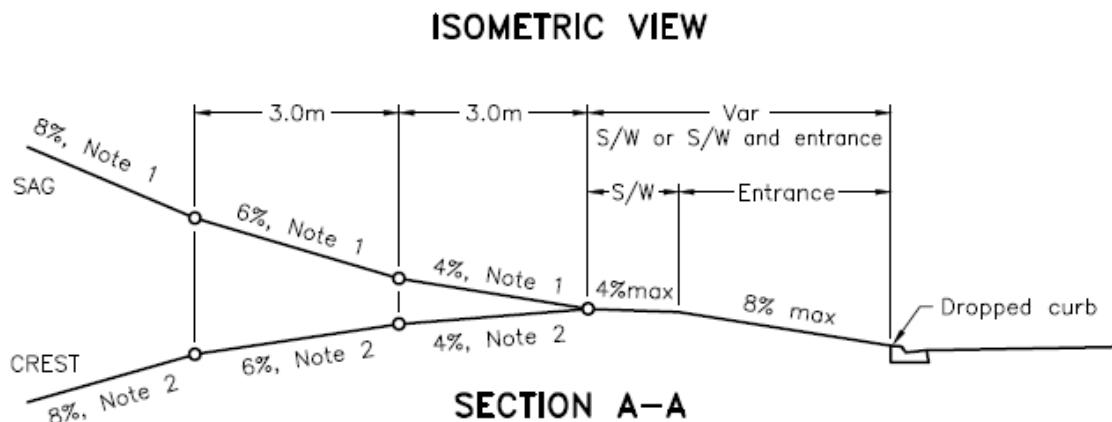


Image refers to OPSD 350.010

Notes:

- 1- Maximum upgrade shall be 10%
- 2- Maximum downgrade shall be 8%

Culvert Size:

- Residential – If a culvert is needed, a minimum length of 6 meters (20 ft) and a minimum diameter of 400mm (15") or larger must be installed.
- Agricultural – If a culvert is needed, a minimum length of 9.14 meters (30 ft) and a minimum diameter of 400mm (15") or larger must be installed.
- Commercial – If a culvert is needed, a minimum length of 9.14 meters (30 ft) and a minimum diameter of 400mm (15") or larger must be installed (depending on site inspection).
- Industrial – If a culvert is needed, a minimum length of 9.14 meters (30 ft) and a minimum diameter of 400mm (15") or larger must be installed (depending on site inspection).

Sidewalk and Curb Cuts:

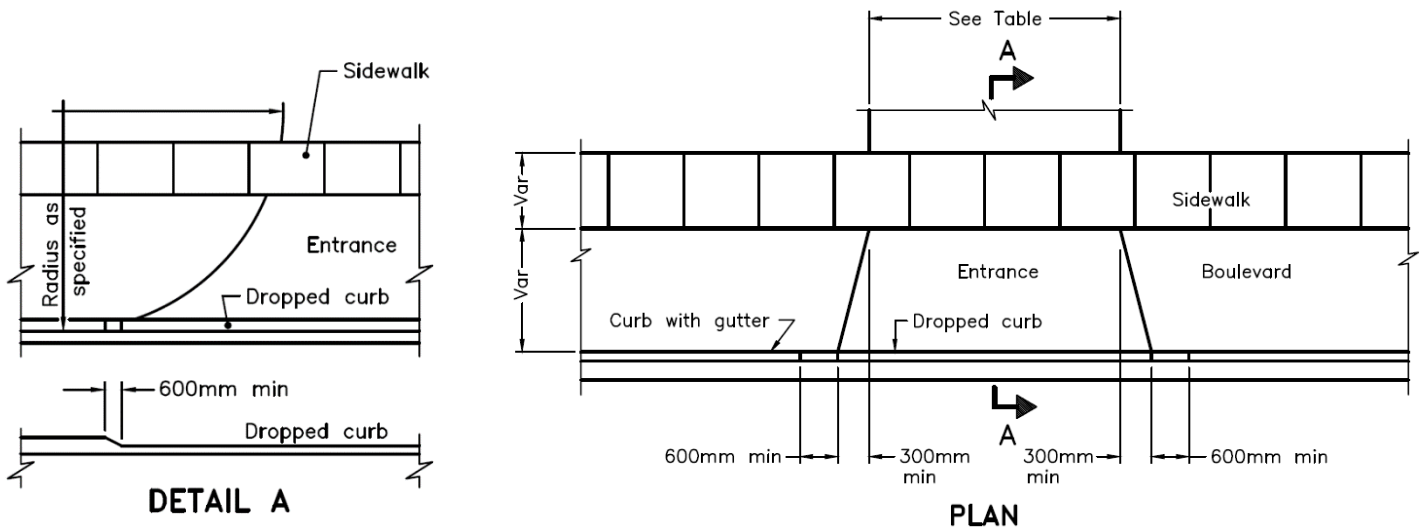


Image refers to OPSD 350.010

Image refers to OPSD 350.010

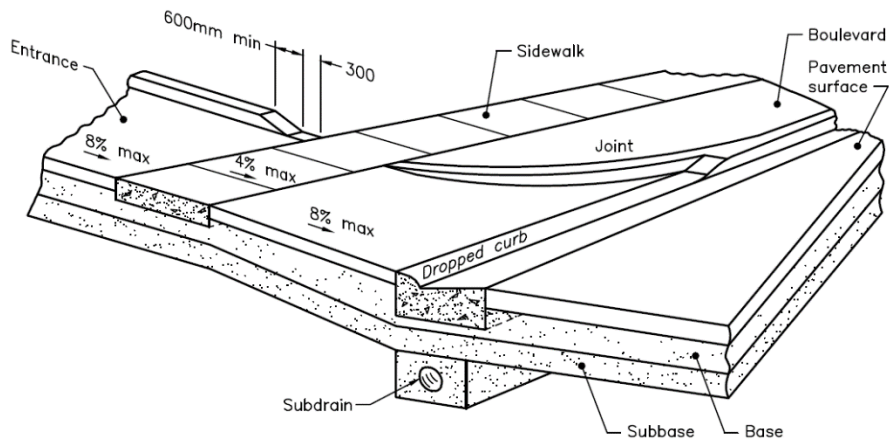


Image refers to OPSD 350.010

For additional information regarding the Entrance Application Form or process, please contact the Transportation Services Department. Contact Information can be found below.