

SOUTH HURON  
POLICE SERVICES BOARD REPORT



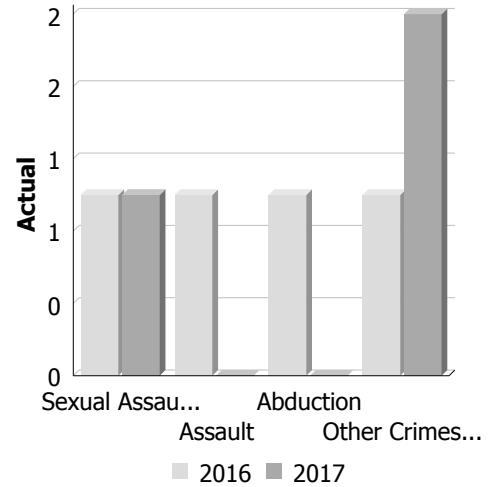
MARCH  
2017

Inspector Jason Younan – Detachment Commander

**Police Services Board Report for Municipality of South Huron  
Records Management System  
March - 2017**

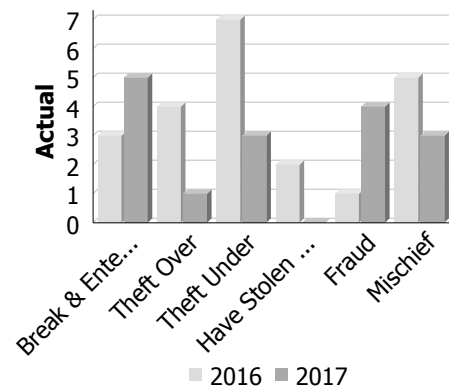
**Violent Crime**

Actual	March			Year to Date - March		
	2016	2017	% Change	2016	2017	% Change
Murder	0	0	--	0	0	--
Other Offences Causing Death	0	0	--	0	0	--
Attempted Murder	0	0	--	0	0	--
Sexual Assault	1	1	0.0%	3	1	-66.7%
Assault	1	0	-100.0%	7	3	-57.1%
Abduction	1	0	-100.0%	1	0	-100.0%
Robbery	0	0	--	1	0	-100.0%
Other Crimes Against a Person	1	2	100.0%	3	2	-33.3%
<b>Total</b>	<b>4</b>	<b>3</b>	<b>-25.0%</b>	<b>15</b>	<b>6</b>	<b>-60.0%</b>



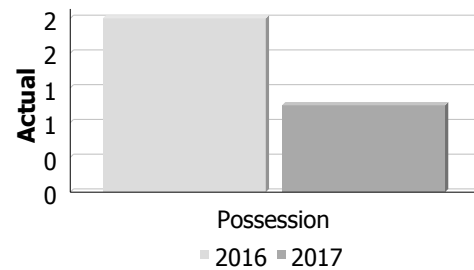
**Property Crime**

Actual	March			Year to Date - March		
	2016	2017	% Change	2016	2017	% Change
Arson	0	0	--	0	0	--
Break & Enter	3	5	66.7%	11	12	9.1%
Theft Over	4	1	-75.0%	6	2	-66.7%
Theft Under	7	3	-57.1%	15	16	6.7%
Have Stolen Goods	2	0	-100.0%	2	0	-100.0%
Fraud	1	4	300.0%	6	11	83.3%
Mischief	5	3	-40.0%	9	13	44.4%
<b>Total</b>	<b>22</b>	<b>16</b>	<b>-27.3%</b>	<b>49</b>	<b>54</b>	<b>10.2%</b>



**Drug Crime**

Actual	March			Year to Date - March		
	2016	2017	% Change	2016	2017	% Change
Possession	2	1	-50.0%	2	3	50.0%
Trafficking	0	0	--	0	1	--
Importation and Production	0	0	--	0	0	--
<b>Total</b>	<b>2</b>	<b>1</b>	<b>-50.0%</b>	<b>2</b>	<b>4</b>	<b>100.0%</b>



**Clearance Rate**

**Detachment:** 6G - HURON

**Location code(s):** 6G10 - EXETER

**Area code(s):** 6119 - Municipality of South Huron

**Data source date:** 2017/04/01

**Report Generated by:** Younan, Jason

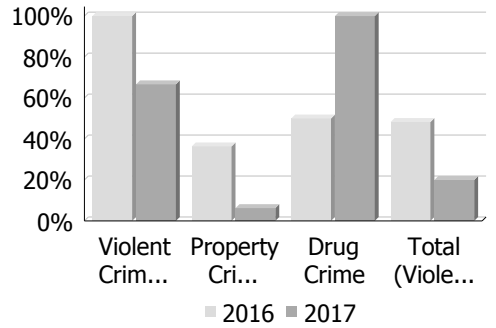
**Report Generated on:**

Apr 5, 2017 5:32:42 PM

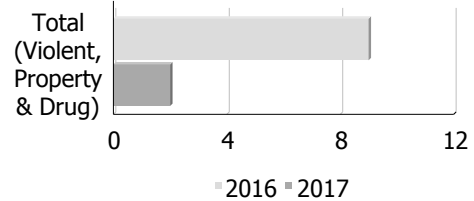
PP-CSC-Operational Planning-4300

**Police Services Board Report for Municipality of South Huron  
Records Management System  
March - 2017**

Clearance Rate	March			Year to Date - March		
	2016	2017	Difference	2016	2017	Difference
Violent Crime	100.0%	66.7%	-33.3%	93.3%	83.3%	-10.0%
Property Crime	36.4%	6.2%	-30.1%	24.5%	14.8%	-9.7%
Drug Crime	50.0%	100.0%	50.0%	50.0%	75.0%	25.0%
<b>Total (Violent, Property &amp; Drug)</b>	<b>48.3%</b>	<b>20.0%</b>	<b>-28.3%</b>	<b>42.6%</b>	<b>25.0%</b>	<b>-17.6%</b>



Unfounded						
Unfounded	March			Year to Date - March		
	2016	2017	% Change	2016	2017	% Change
Total (Violent, Property & Drug)	9	2	-77.8%	19	15	-21.1%



Data contained within this report is dynamic in nature and numbers will change over time as the Ontario Provincial Police continue to investigate and solve crime.

**Data Utilized**

- Major Crimes
- Niche RMS All Offence Level Business Intelligence Cube

**Detachment:** 6G - HURON

**Location code(s):** 6G10 - EXETER

**Area code(s):** 6119 - Municipality of South Huron

**Data source date:**

2017/04/01

**Report Generated by:**

Younan, Jason

**Report Generated on:**

Apr 5, 2017 5:32:42 PM

PP-CSC-Operational Planning-4300

## SOUTH HURON PSB - MARCH 2017 - TRAFFIC STATISTICS

Offence	March 2016	March 2017	% Change	Average
RIDE	21	11	-47.62	16
Traffic Complaint	17	12	-29.41	14.5
Traffic Hazard	11	6	-45.45	8.5
MVC Reportable	5	6	20	5.5
Traffic Enforcement	4	4	0	4
MVC Non-Report.	2	1	-50	1.5
Impaired/Over 80	1	0	-100	0.5
Other CC Drive	1	0	-100	0.5
Dangerous Operation	0	0	0	0
Fail To Remain	0	0	0	0
Total UCR Violations	50	31	-38	81

## SOUTH HURON PSB MARCH 2017 – MEDIA RELEASES

### POLICE PARTNERS NEED YOU TO RECOGNIZE, REJECT AND REPORT FRAUD! MARCH IS FRAUD PREVENTION MONTH

(HURON COUNTY, ON) - The Ontario Provincial Police (OPP) and its [Canadian Anti-Fraud Centre](#) partners are launching their annual Fraud Prevention Month campaign to prevent thousands of Canadians from falling victim to fraud.

During the month of March, the OPP, the Royal Canadian Mounted Police (RCMP) and the [Competition Bureau of Canada](#) are joining police services across the country to promote public awareness to help prevent all Canadians from becoming victims of fraud.

This year, the OPP's Fraud Prevention Month education campaign will highlight three mass marketing fraud priorities including:

- Emergency Scam and Canada Revenue Agency (CRA) Scam;
- Romance Scam; and,
- Microsoft/Computer Service Scams.

Fraud-related crimes take a destructive toll on victims while amassing millions of dollars to further criminal enterprises. Sadly, 95 per cent of fraud victims never report the crime to police. Regardless of age, gender and location, everyone can take basic steps to better protect themselves from becoming victims of fraud. Some basic tips include never giving out personal or financial information at the door, over the phone, by e-mail or through social media, or on to unsecured retail or dating websites.

The OPP will be posting tips and links to various resources online. The public is encouraged to engage in the conversation to help them recognize, reject and [report fraud](#)" on social media by using the hashtags #FPM2017 #DontBeAVictim and #OPPtips.

If you or someone you know suspect they've been a victim of fraud, contact your local police service or the Canadian Anti-Fraud Centre through a new, easy to use [Fraud Reporting System \(FRS\)](#). To report fraud or any crime

anonymously, contact Crime Stoppers at 1-800-222-8477 (1-800-222-TIPS) or online at <https://www.tipsubmit.com/start.htm>

#### QUOTE

"Criminals prey on society's most vulnerable people to fuel further criminal activities. We all need to do what we can to ensure the public recognizes and reports all types of fraud to prevent further harm and victimization." - Deputy Commissioner Rick BARNUM, Provincial Commander OPP Investigations and Organized Crime

#### LEARN MORE

Fraud Prevention Month enters its 13<sup>th</sup> year in 2017. From January 2014 to December 2016, it is estimated that Canadians lost more than \$290 million to fraudsters. For more fraud facts and figures and a downloadable booklet (PDF), visit The Competition Bureau of Canada website at <http://www.competitionbureau.gc.ca/eic/site/cb-bc.nsf/eng/04201.html>  
[Canadian Anti-Fraud Centre](#)

**MEDIA NOTE:** There will be three weekly OPP media releases on specific criminal activities as part of the Fraud Prevention Month campaign, beginning on Thursday, March 9, 2017 with Emergency Scams and the Canada Revenue Agency scam.

### ALARM SYSTEM THWARTS BREAK, ENTER & THEFT ATTEMPT

**(SOUTH HURON, ON)** – Huron County Ontario Provincial Police (OPP) officers are currently investigating a break-in that occurred over the weekend at the South Huron Recreation Centre.

Investigators are seeking tips from the public to help uncover the identities of two individuals that entered into the South Huron Recreation Centre, located on Victoria Street East early Sunday morning. Investigators believe the two suspects entered into the arena through an insecure door around 5:19 a.m. and once inside the arena they made their way to the concession booth. They then forced entry into the locked concession booth and attempted to steal cash from the cash register however they fled the building empty-handed when they tripped a motion sensor alarm.

Police attended the scene a short while later and located fresh bicycle tracks that led away from the northwest side of the arena.

Any person with information regarding this incident should immediately contact Huron OPP at 1-888-310-1122 or (519) 524-8314.

Should you wish to remain anonymous, you may call Crime Stoppers at 1-800-222-TIPS (8477), where you may be eligible to receive a cash reward of up to \$2,000.

### DRIVER DISTRACTION LEADS ROAD DEATHS FOR FOURTH CONSECUTIVE YEAR

*OPP Conducts Distracted Driving Campaign Over March Break (March 13-19, 2017)*

**(HURON COUNTY, ON)** – The Ontario Provincial Police (OPP) are reporting that 2016 marked the fourth consecutive year that inattentive drivers were behind the highest number of lives lost on OPP-patrolled roads over the other main causal factors in road fatalities, known as the "Big Four".

In total, **65** people died in OPP-investigated collisions last year in which an inattentive driver was either a contributing factor or the primary cause of the death. In comparison to the other Big Four categories, 2016 ended with **55** speed-related, **53** seatbelt-related and **45** alcohol-related deaths.

Huron County OPP officers laid **24** Distracted Driving charges during the 2016 week-long campaign.

As officers get set to conduct their annual province-wide Distracted Driving Campaign, the OPP is looking to Ontarians to help with the educational component of the campaign – a role that remains critical to helping keep Ontario roads safe.

## QUOTES

"Road deaths linked to distracted drivers will not let up unless every road user says 'enough is enough' and shows a complete intolerance for what continues to be the most life-threatening driver behaviour on our roads. Starting with this campaign, we want to see every Ontarian, especially passengers of all ages, take a firm stand against those who endanger their lives by using their cell phones or engaging in other forms of distractions behind the wheel." – OPP Commissioner J.V.N. (Vince) Hawkes

"When young people are needlessly injured or killed as a result of distracted driving, my heart aches. Losing a loved one, losing a child, is one of the worst things imaginable – the text can wait. The OPP's Distracted Driving Campaign is an important reminder to put the phone away and focus on driving. Keeping our roads, communities, and families safe starts and ends with each of us." – Marie-France Lalonde, Minister of Community Safety and Correctional Services.

"Distracted driving continues to be a very serious challenge on our roads. It is particularly frustrating to see this behaviour - which is completely avoidable - cause the kind of carnage that it does. Even one death is one too many. It's time for all of us to put down our phones and speak up if we see our friends and family driving dangerously - together we can make this behaviour as socially unacceptable as impaired driving."  
– Steven Del Duca, Minister of Transportation

## QUICK FACTS

- With the exception of 2012, inattentive drivers have taken more lives on OPP-patrolled roads than speeding and alcohol-impaired drivers since Ontario distracted driving laws took effect in 2009.
- A driver convicted of distracted driving faces:
  - a fine of \$400, plus a victim surcharge and court fee
  - a fine of up to \$1,000 if you receive a summons or fight your ticket
  - three demerit points applied to your driver's record

## HELPFUL LINKS

[Distracted Driving - Frequently Asked Questions](#)

## UPCOMING DRUG EDUCATION FORUM - WINGHAM

**(HURON COUNTY, ON)** – Building on the success of Huron's first ever Drug Education Forum the Huron County Youth Justice Committee Program is looking forward to hosting another informative Drug Education Forum to serve the residents of the northern end of the county and those beyond.

SOUTH HURON – MARCH 2017

The date to mark on your calendar is **Monday, March 27, 2017 from 7:00 p.m. to 9:00 p.m.** and the place to be is the **F.E. Madill Secondary School located at 231 Madill Drive in Wingham.**

Have you heard about the dangers of Fentanyl? Did you know that you can't see it; you can't smell it and you can't taste but a quantity as small as two milligrams can kill you.

Do you know anything about "Special K", "Shatter" and "Crystal"? If you don't, and you would like to find out more about these illegal drugs and many more this is your opportunity to get informed.

Presentations from a Huron County Ontario Provincial Police (OPP) Community Drug Action Team (CDAT) member and Drug Recognition Expert (DRE) will be provided. Parents, youth workers, teachers and any other interested community members are encouraged to attend.

This visual presentation will touch on relevant topics such as: Drug Identification, The Effects of Drugs on the Body, Drug Paraphernalia, Prescription Misuse & Abuse, Street Lingo, Emerging Drugs and Safety Concerns. Huron OPP will also have on hand interactive alcohol & marihuana "Fatal Vision" goggles. These goggles are designed to simulate some of the cognitive and physical effects of impairment by alcohol and marihuana.

Additionally, the Huron County Health Unit will have resources available for parenting youth and how parents can prevent or delay underage drinking.

*"This Drug Education Forum is an excellent opportunity for parents and role models for our youth to learn about a growing problem in our neighbourhoods. I highly recommend that you come out to learn what you can, to help us in the fight against drugs."*

- **Wingham Police Service, Chief of Police Tim Poole**

*"One of our goals with the Drug Education Forum is to engage parents and arm them with as much information as possible on a topic that isn't common knowledge for most. With some increased awareness and knowledge, parents will be in a better position to identify the warning signs of illicit drug use. It is very difficult to have a conversation with your son or daughter if you don't know the language or have any idea what they are talking about. This is an excellent opportunity to get informed on a topic that touches so many of our youth today".*

- **Huron County Youth Justice Committee Chair & Huron County Crown Attorney, Teresa Donnelly**

*"We know drug traffickers and distributors can reach into our communities, large and small. We also understand the serious and devastating impacts of the illegal use and abuse of drugs can have on a community's safety and well-being. With that being said, we are very pleased to have the opportunity to partner with the Youth Justice Committee to bring this informative Drug Education Forum to the residents of Huron County. Collaboratively with our community partners, citizens and neighbours we can build safer and healthier communities"*

- **Huron OPP Detachment Commander, Inspector Jason Younan**

**Note:** Seating is limited, so please kindly RSVP prior to March 23, 2017 to [david.duncan@start.ca](mailto:david.duncan@start.ca)

- An information poster is attached.

## YEAR-TO-DATE DEATHS LINKED TO INATTENTIVE DRIVERS NEARLY TRIPLE OVER LAST YEAR

*Annual OPP Distracted Driving Campaign Concludes*

(HURON COUNTY, ON) – It was a busy March Break for the Ontario Provincial Police (OPP) as officers laid more than 2,400 distraction-related charges during their annual Distracted Driving Campaign. Huron County OPP laid 36 of those charges, an increase from the 24 that were laid during the 2016 spring campaign.

Sadly, OPP-investigated collisions that involved an inattentive driver have claimed 11 lives so far this year – almost triple the number of deaths compared to this time last year (4). Deaths linked to this dangerous driving behaviour continue to out-pace speed-related (9), alcohol/drug related (6) and seat belt-related fatalities (3) in 2017.

The OPP reminds road users that while the campaign is over, officers are committed to distracted driving law enforcement and education year-round. They are again calling on passengers – one of their most influential road safety partners – to help save lives by showing zero tolerance toward drivers who text, talk on their cell phones, or engage in other distractions that endanger their lives and those with whom they share the road. **Speak up and be a survivor!**

## OPP CONSTABLE INFORMATION SESSION COMING TO HURON COUNTY

*All Participants Must Pre-register*

(HURON COUNTY, ON) - In 2016, the Ontario Provincial Police (OPP) hired hundreds of Provincial Constables across Ontario. 2017 is going to be a year of even greater OPPportunity, starting with West Region's Constable Info Session Tour.

The best way to prepare for an OPP Constable career is to attend a Constable Information Session. Hosted by OPP Uniform Recruiters, these presentations are open to the public and free of charge. They include an overview of the application process, pre-requisites, expectations and how to become your competitive-best before you apply.

*"There's never been a better time to apply to the OPP, and West Region is a great place to live, work and play. I encourage all those interested in a law enforcement career to take this opportunity to find out more about what the OPP has to offer."*

- **West Region Chief Superintendent John Cain.**

From the Bruce Peninsula, to Haldimand County in the east, and Essex County in the southwest, the Constable Info Session Tour will be coming to every detachment area in West Region. The tour will be in Huron County on April 19<sup>th</sup>. Only 33 seats remain so sign up as soon as possible.

### Constable Information Session (HURON COUNTY)

Wednesday, April 19, 2017 - 5:30 p.m. to 8:00 p.m.

Huron County Health Unit, 77722 London Road, Clinton, ON

Participants must pre-register by visiting [www.opp.ca/careers](http://www.opp.ca/careers) and adhere to the cancellation policy, dress code, and instructions on the registration page. Parking will be available on-site.

For more information about OPP Careers, and for a list of upcoming events, please visit [www.opp.ca/careers](http://www.opp.ca/careers)

## CRIMINALS PREY ON YOUR TRUST AND LACK OF COMPUTER LITERACY

(HURON COUNTY, ON) - Members of the Ontario Provincial Police (OPP) Anti-Rackets Branch and the [Canadian Anti-Fraud Centre](#) say service scams are ploys to extort money and personal information from unwitting victims.



[Service scams](#) typically involve individuals who use high-tech sounding jargon to offer support telecommunications, Internet, finance, medical and energy services. This category of scams may also include offers such as extended warranties, insurance, and door-to-door sales.

Investigators find two scenarios are most commonly used. In one version, someone calls pretending to represent a well-known computer or software company like Microsoft, and claims that the [victim's computer is sending out viruses or has been hacked](#) and must be cleaned. The scammer will gain remote access to the computer and may run some programs or change some settings. The scammer will then advise that a fee is required for the services and request a credit card number to cover the payment. In some cases, the scammer will transfer money using the victim's computer through a vendor such as Western Union or MoneyGram. In the end, the victim pays for a service that was never needed as the computer was never infected.

In another common scenario, scammers will call to offer reduced interest rates on a victim's credit cards or line of credit. They request personal information such as a Social Insurance Number (SIN), a mother's maiden name, date of birth, and the credit card number with the expiry date of the cards.

### **TIPS**

If you were using your computer when you got scammed, it's possible a virus or malicious software was installed on your computer. Run a full system check using reliable security software. If you do not have security software -- such as virus scanners and a firewall -- installed on your computer, a computer professional can help you choose what you need. Scammers may have also gained access to your online passwords. Change these using a secure computer. If you paid someone by credit card or through an electronic funds transfer (EFT), contact your financial institution or credit card company immediately. They may be able to stop or reverse the transaction.

If you or someone you know suspect they've been a victim of a [service scam](#), contact your local police service. You can [file a complaint through the Canadian Anti-Fraud Centre website](#) or by phone at 1-888-495-8501. Additionally, if you have any information concerning fraud operations or scam activity in Canada, contact Crime Stoppers at 1-800-222-8477 (TIPS), or online at <https://www.tipsubmit.com>

"Recognize, Reject and [Report Fraud](#)"

### **QUOTES**

"It's troubling for everyone to know that criminals use any means possible to extort money from hard-working people to further their criminal lifestyles. Always be skeptical of any offers to access your digital devices or for your personal information. And follow through by reporting those suspicions to police and your financial institution."

- Deputy Commissioner Rick BARNUM, OPP Investigations and Organized Crime

### **LEARN MORE**

Video [\(Competition Bureau\)- Service Scams](#)



## Calls For Service (CFS) Billing Summary Report

### Municipality of South Huron March - 2017

Billing Categories <i>(Billing categories below do not match traditional crime groupings)</i>		2017				2016			
		March	Year to Date	Time Standard	Year To Date Weighted Hours	March	Year to Date	Time Standard	Year To Date Weighted Hours
Violent Criminal Code	Sexual Assault With a Weapon	0	0		0.0	1	1	14.8	14.8
	Sexual Assault	1	1	14.8	14.8	1	5	14.8	74.0
	Aggravated Assault-Level 3	0	0		0.0	0	2	14.8	29.6
	Assault With Weapon or Causing Bodily Harm-Level 2	0	2	14.8	29.6	0	1	14.8	14.8
	Assault-Level 1	1	4	14.8	59.2	1	3	14.8	44.4
	Pointing a Firearm	0	0		0.0	0	1	14.8	14.8
	Forcible confinement	0	0		0.0	1	1	14.8	14.8
	Robbery -Master code	0	0		0.0	0	1	14.8	14.8
	Criminal Harassment	0	3	14.8	44.4	1	2	14.8	29.6
	Utter Threats -Master code	0	0		0.0	0	1	14.8	14.8
	Utter Threats to Person	3	7	14.8	103.6	3	5	14.8	74.0
	<b>Total</b>	<b>5</b>	<b>17</b>	<b>14.8</b>	<b>251.6</b>	<b>8</b>	<b>23</b>	<b>14.8</b>	<b>340.4</b>
Property Crime Violations	Break & Enter	5	11	6.4	70.4	3	12	6.4	76.8
	Unlawful in a dwelling house	0	0		0.0	1	1	6.4	6.4
	Break & Enter - Firearms	0	1	6.4	6.4	0	0		0.0
	Theft Over - Other Theft	0	1	6.4	6.4	0	0		0.0
	Theft of - Mail	0	0		0.0	2	2	6.4	12.8
	Theft of Motor Vehicle	0	0		0.0	0	1	6.4	6.4
	Theft of - Automobile	0	0		0.0	1	2	6.4	12.8
	Theft of - Trucks	0	0		0.0	1	1	6.4	6.4
	Theft of - Snow Vehicles	0	0		0.0	0	1	6.4	6.4
	Theft of - Construction Vehicles	1	1	6.4	6.4	0	0		0.0
	Theft Under -master code	0	1	6.4	6.4	0	0		0.0
	Theft under - Bicycles	0	2	6.4	12.8	2	3	6.4	19.2
	Theft under - Building	0	0		0.0	1	2	6.4	12.8
	Theft under - Other Theft	2	8	6.4	51.2	3	6	6.4	38.4
	Theft Under - Gasoline Drive-off	0	1	6.4	6.4	0	0		0.0
	Theft FROM Motor Vehicle Under \$5,000	0	3	6.4	19.2	1	4	6.4	25.6
	Theft Under \$5,000 [SHOPLIFTING]	1	3	6.4	19.2	1	2	6.4	12.8
	Possession of Stolen Goods over \$5,000	0	0		0.0	1	1	6.4	6.4
	Possession of Stolen Goods under \$5,000	0	0		0.0	1	1	6.4	6.4
	Fraud -Master code	0	1	6.4	6.4	0	0		0.0



## Calls For Service (CFS) Billing Summary Report

### Municipality of South Huron March - 2017

Billing Categories <i>(Billing categories below do not match traditional crime groupings)</i>		2017				2016			
		March	Year to Date	Time Standard	Year To Date Weighted Hours	March	Year to Date	Time Standard	Year To Date Weighted Hours
Property Crime Violations	Fraud - Steal/Forge/Poss./Use Credit Card	0	2	6.4	12.8	1	4	6.4	25.6
	Fraud - False Pretence <= \$5,000	0	1	6.4	6.4	0	0		0.0
	Fraud - Forgery & Uttering	0	1	6.4	6.4	0	0		0.0
	Fraud -Money/property/ security > \$5,000	2	2	6.4	12.8	1	1	6.4	6.4
	Fraud -Money/property/ security <= \$5,000	2	2	6.4	12.8	1	3	6.4	19.2
	Fraud - Other	0	3	6.4	19.2	0	1	6.4	6.4
	Identity Fraud	0	0		0.0	0	1	6.4	6.4
	Mischief - master code	3	12	6.4	76.8	5	9	6.4	57.6
	Interfere with lawful use, enjoyment of property	0	1	6.4	6.4	1	1	6.4	6.4
	<b>Total</b>	<b>16</b>	<b>57</b>	<b>6.4</b>	<b>364.8</b>	<b>27</b>	<b>59</b>	<b>6.4</b>	<b>377.6</b>
Other Criminal Code Violations (Excluding traffic)	Offensive Weapons-Possession of Weapons	0	0		0.0	0	1	7.4	7.4
	Bail Violations - Fail To Comply	0	8	7.4	59.2	1	5	7.4	37.0
	Bail Violations - Appearance Notice	0	1	7.4	7.4	0	0		0.0
	Bail Violations - Disobey Summons	0	0		0.0	0	1	7.4	7.4
	Bail Violations - Recognizance	0	1	7.4	7.4	0	1	7.4	7.4
	Uttering Counterfeit Money	2	2	7.4	14.8	0	0		0.0
	Disturb the Peace	1	2	7.4	14.8	0	0		0.0
	Trespass at Night	1	1	7.4	7.4	0	1	7.4	7.4
	Fail to Attend Court	0	0		0.0	1	1	7.4	7.4
	Breach of Probation	0	4	7.4	29.6	3	6	7.4	44.4
	<b>Total</b>	<b>4</b>	<b>19</b>	<b>7.4</b>	<b>140.6</b>	<b>5</b>	<b>16</b>	<b>7.4</b>	<b>118.4</b>
Drug Possession	Possession Other Controlled Drugs and Substance Act	0	2	6.2	12.4	1	1	6.2	6.2
	Possession Cannabis	0	0		0.0	1	1	6.2	6.2
	Possession - Methamphetamine (Crystal Meth)	1	1	6.2	6.2	0	0		0.0
	<b>Total</b>	<b>1</b>	<b>3</b>	<b>6.2</b>	<b>18.6</b>	<b>2</b>	<b>2</b>	<b>6.2</b>	<b>12.4</b>
Drugs	Trafficking - Methamphetamine (Crystal Meth)	0	1	34.1	34.1	0	0		0.0
	<b>Total</b>	<b>0</b>	<b>1</b>	<b>34.1</b>	<b>34.1</b>	<b>0</b>	<b>0</b>		<b>0.0</b>
Statutes & Acts	Landlord/Tenant	1	2	3.1	6.2	1	6	3.1	18.6
	Mental Health Act	2	4	3.1	12.4	3	9	3.1	27.9



## Calls For Service (CFS) Billing Summary Report

### Municipality of South Huron March - 2017

Billing Categories <i>(Billing categories below do not match traditional crime groupings)</i>		2017				2016			
		March	Year to Date	Time Standard	Year To Date Weighted Hours	March	Year to Date	Time Standard	Year To Date Weighted Hours
Statutes & Acts	Mental Health Act - No contact with Police	1	1	3.1	3.1	0	0		0.0
	Mental Health Act - Attempt Suicide	0	1	3.1	3.1	1	2	3.1	6.2
	Mental Health Act û Threat of Suicide	1	4	3.1	12.4	2	4	3.1	12.4
	Mental Health Act - Voluntary Transport	0	1	3.1	3.1	0	1	3.1	3.1
	Custody Dispute	0	1	3.1	3.1	0	0		0.0
	Trespass To Property Act	0	4	3.1	12.4	3	7	3.1	21.7
	<b>Total</b>	<b>5</b>	<b>18</b>	<b>3.1</b>	<b>55.8</b>	<b>10</b>	<b>29</b>	<b>3.1</b>	<b>89.9</b>
Operational	Animal -Master code	1	1	3.5	3.5	0	1	3.5	3.5
	Animal Rabid	0	0		0.0	0	1	3.5	3.5
	Animal Bite	0	1	3.5	3.5	0	0		0.0
	Animal Stray	1	1	3.5	3.5	0	3	3.5	10.5
	Animal Injured	0	0		0.0	1	2	3.5	7.0
	Animal - Other	3	5	3.5	17.5	2	6	3.5	21.0
	Alarm -Master code	0	0		0.0	1	1	3.5	3.5
	Domestic Disturbance	4	15	3.5	52.5	8	13	3.5	45.5
	Suspicious Person	6	16	3.5	56.0	7	17	3.5	59.5
	Phone -Master code	1	1	3.5	3.5	0	0		0.0
	Phone -Nuisance - No Charges Laid	1	2	3.5	7.0	3	4	3.5	14.0
	Phone -Other - No Charges Laid	0	0		0.0	1	2	3.5	7.0
	False Fire Alarm - Building	1	1	3.5	3.5	0	0		0.0
	Fire - Building	0	0		0.0	1	1	3.5	3.5
	Fire - Vehicle	1	3	3.5	10.5	0	0		0.0
	Insecure Condition - Building	0	0		0.0	0	1	3.5	3.5
	Insecure Condition - Others	0	0		0.0	0	1	3.5	3.5
	Missing Person 12 & older	0	0		0.0	0	1	3.5	3.5
	Missing Person Located 12 & older	0	1	3.5	3.5	1	4	3.5	14.0
	Noise Complaint - Residence	0	6	3.5	21.0	2	6	3.5	21.0
	Noise Complaint - Business	0	0		0.0	0	1	3.5	3.5
	Noise Complaint - Animal	0	1	3.5	3.5	0	0		0.0
Noise Complaint - Others	0	0		0.0	0	1	3.5	3.5	
Accident - non-MVC - Commercial	0	0		0.0	0	1	3.5	3.5	



## Calls For Service (CFS) Billing Summary Report

### Municipality of South Huron March - 2017

Billing Categories <i>(Billing categories below do not match traditional crime groupings)</i>		2017				2016			
		March	Year to Date	Time Standard	Year To Date Weighted Hours	March	Year to Date	Time Standard	Year To Date Weighted Hours
Operational	Found Property -Master code	1	1	3.5	3.5	1	1	3.5	3.5
	Found-Personal Accessories	1	2	3.5	7.0	0	1	3.5	3.5
	Found-Machinery & Tools	0	0		0.0	0	1	3.5	3.5
	Found-Bicycles	1	1	3.5	3.5	1	1	3.5	3.5
	Found-Others	0	1	3.5	3.5	0	1	3.5	3.5
	Lost Property -Master code	0	3	3.5	10.5	0	0		0.0
	Lost License Plate	0	2	3.5	7.0	1	2	3.5	7.0
	Lost-Personal Accessories	1	2	3.5	7.0	0	2	3.5	7.0
	Sudden Death - Suicide	1	1	3.5	3.5	0	0		0.0
	Sudden Death - Natural Causes	0	1	3.5	3.5	1	1	3.5	3.5
	Sudden Death - Others	0	1	3.5	3.5	0	1	3.5	3.5
	Suspicious Vehicle	4	9	3.5	31.5	4	8	3.5	28.0
	Trouble with Youth	0	1	3.5	3.5	1	1	3.5	3.5
	Medical Assistance - Master code	0	1	3.5	3.5	0	0		0.0
	Medical Assistance -Other	0	0		0.0	1	2	3.5	7.0
	Vehicle Recovered - Automobile	0	0		0.0	0	1	3.5	3.5
	Vehicle Recovered - All Terrain Veh	0	1	3.5	3.5	0	0		0.0
	Unwanted Persons	0	2	3.5	7.0	1	6	3.5	21.0
	Neighbour Dispute	1	7	3.5	24.5	3	8	3.5	28.0
	Other Municipal By-Laws	0	0		0.0	1	1	3.5	3.5
	Assist Public	11	27	3.5	94.5	13	55	3.5	192.5
	Compassionate Message	0	2	3.5	7.0	0	0		0.0
	Family Dispute	2	10	3.5	35.0	3	11	3.5	38.5
<b>Total</b>	<b>42</b>	<b>129</b>	<b>3.5</b>	<b>451.5</b>	<b>58</b>	<b>171</b>	<b>3.5</b>	<b>598.5</b>	
Operational2	False Alarm-Accidental Trip	4	12	1.1	13.2	1	13	1.1	14.3
	False Alarm-Malfunction	1	9	1.1	9.9	6	16	1.1	17.6
	False Alarm -Others	3	6	1.1	6.6	4	9	1.1	9.9
	False Alarm -Cancelled	0	5	1.1	5.5	3	10	1.1	11.0
	Keep the Peace	1	3	1.1	3.3	0	3	1.1	3.3
	911 call / 911 hang up	10	25	1.1	27.5	10	36	1.1	39.6
	911 hang up - Pocket Dial	2	4	1.1	4.4	1	3	1.1	3.3
	911 call - Dropped Cell	2	5	1.1	5.5	1	1	1.1	1.1
	<b>Total</b>	<b>23</b>	<b>69</b>	<b>1.1</b>	<b>75.9</b>	<b>26</b>	<b>91</b>	<b>1.1</b>	<b>100.1</b>



## Calls For Service (CFS) Billing Summary Report

### Municipality of South Huron March - 2017

Billing Categories <i>(Billing categories below do not match traditional crime groupings)</i>		2017				2016			
		March	Year to Date	Time Standard	Year To Date Weighted Hours	March	Year to Date	Time Standard	Year To Date Weighted Hours
Traffic	MVC - Personal Injury (MOTOR VEHICLE COLLISION)	0	3	3.3	9.9	1	4	3.3	13.2
	MVC - Prop. Dam. Non Reportable	1	5	3.3	16.5	2	21	3.3	69.3
	MVC - Prop. Dam. Reportable (MOTOR VEHICLE COLLISION)	3	8	3.3	26.4	3	17	3.3	56.1
	MVC - Prop. Dam. Failed to Remain (MOTOR VEHICLE COLLISION)	0	3	3.3	9.9	1	4	3.3	13.2
	MVC - Pers. Inj. Failed To Remain (MOTOR VEHICLE COLLISION)	0	0		0.0	0	1	3.3	3.3
	MVC - Others (MOTOR VEHICLE COLLISION)	0	0		0.0	0	2	3.3	6.6
	<b>Total</b>	<b>4</b>	<b>19</b>	<b>3.3</b>	<b>62.7</b>	<b>7</b>	<b>49</b>	<b>3.3</b>	<b>161.7</b>
<b>Total</b>	<b>100</b>	<b>332</b>		<b>1,455.6</b>	<b>143</b>	<b>440</b>		<b>1,799.0</b>	

#### Note to Detachment Commanders:

- The content of each report is to be shared with the municipality for which it was generated only and not be publicly shared with any other municipality or agency.
- All data is sourced from the Niche RMS application. Included are 'reported' occurrences (actuals and unfounded occurrences) for 'billable' occurrences ONLY. Data is refreshed on a weekly basis.
- The Traffic category includes motor vehicle collision (MVC) occurrences entered into Niche (UCR code 8521). MVCs are NOT sourced from the eCRS application for this report.
- Only the primary violation is counted within an occurrence.
- Time standards displayed are for the 2016 billing period.

#### Note to Municipalities:

- Data contained within this report is dynamic in nature and numbers will change over time as the Ontario Provincial Police continues to investigate and solve crime.
- This report is NOT to be used for crime trend analysis as not all occurrences are included.
- Data groupings within this report do not match traditional crime groupings seen in other public reports such as the OPP Police Services Board reports or Statistics Canada reporting.