

SOUTH HURON
POLICE SERVICES BOARD REPORT



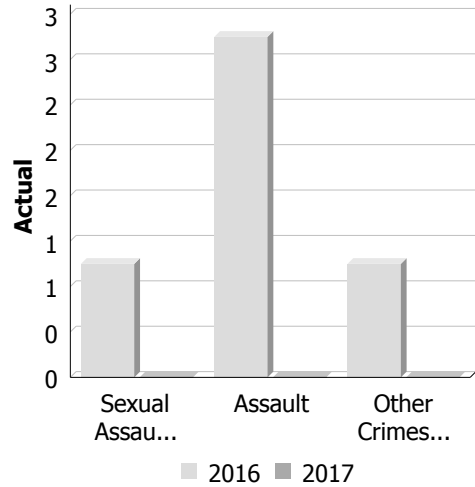
JANUARY
2017

Inspector Jason Younan – Detachment Commander

**Police Services Board Report for South Huron
Records Management System
January - 2017**

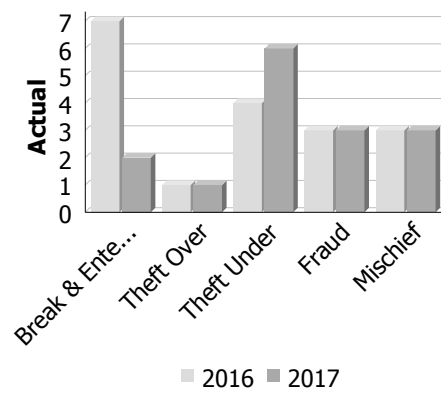
Violent Crime

Actual	January			Year to Date - January		
	2016	2017	% Change	2016	2017	% Change
Murder	0	0	--	0	0	--
Other Offences Causing Death	0	0	--	0	0	--
Attempted Murder	0	0	--	0	0	--
Sexual Assault	1	0	-100.0%	1	0	-100.0%
Assault	3	0	-100.0%	3	0	-100.0%
Abduction	0	0	--	0	0	--
Robbery	0	0	--	0	0	--
Other Crimes Against a Person	1	0	-100.0%	1	0	-100.0%
Total	5	0	-100.0%	5	0	-100.0%



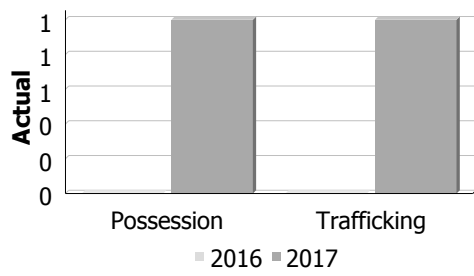
Property Crime

Actual	January			Year to Date - January		
	2016	2017	% Change	2016	2017	% Change
Arson	0	0	--	0	0	--
Break & Enter	7	2	-71.4%	7	2	-71.4%
Theft Over	1	1	0.0%	1	1	0.0%
Theft Under	4	6	50.0%	4	6	50.0%
Have Stolen Goods	0	0	--	0	0	--
Fraud	3	3	0.0%	3	3	0.0%
Mischief	3	3	0.0%	3	3	0.0%
Total	18	15	-16.7%	18	15	-16.7%



Drug Crime

Actual	January			Year to Date - January		
	2016	2017	% Change	2016	2017	% Change
Possession	0	1	--	0	1	--
Trafficking	0	1	--	0	1	--
Importation and Production	0	0	--	0	0	--
Total	0	2	--	0	2	--



Detachment: 6G - HURON

Location code(s): 6G10 - EXETER

Area code(s): 6119 - Municipality of South Huron

Data source date: 2017/01/28

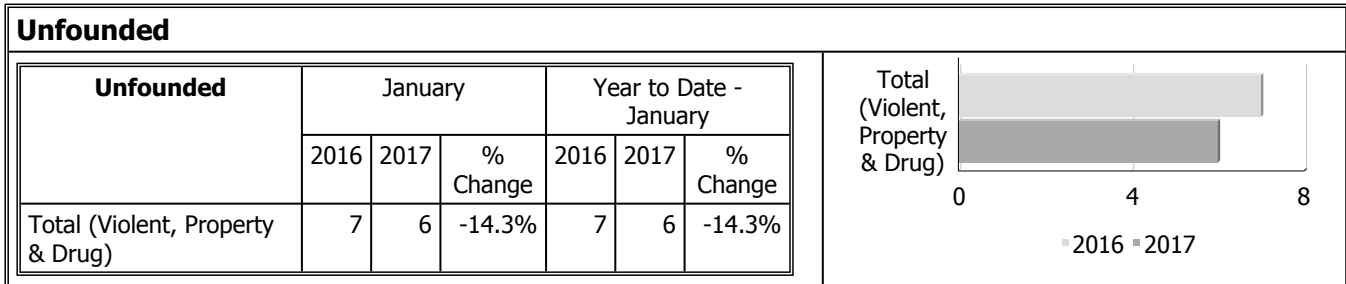
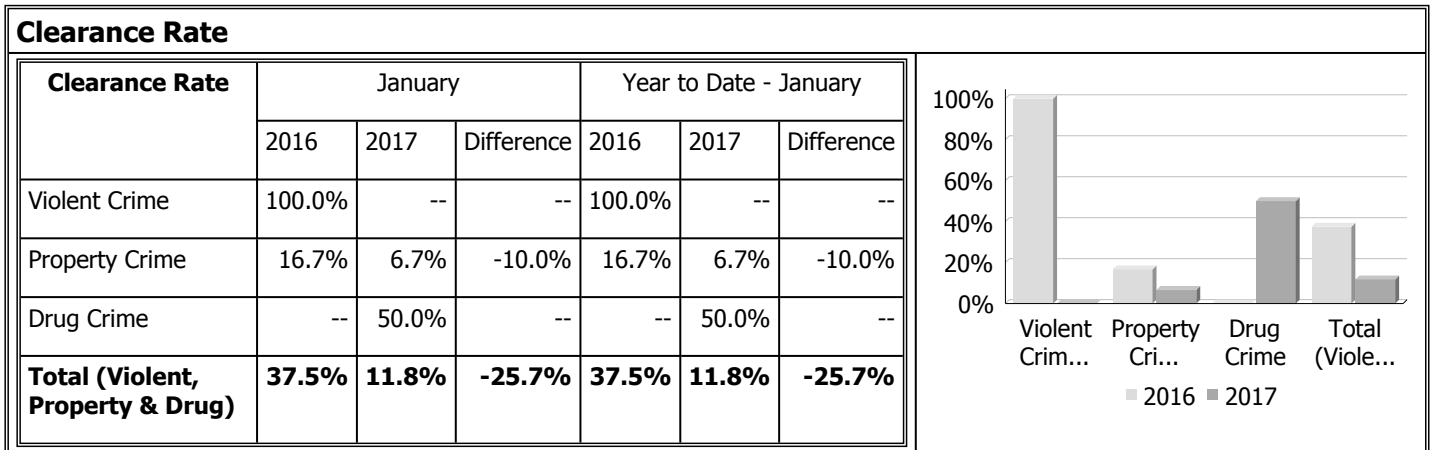
Report Generated by: Younan, Jason

Report Generated on:

Feb 3, 2017 11:40:37 AM

PP-CSC-Operational Planning-4300

**Police Services Board Report for South Huron
Records Management System
January - 2017**



Data contained within this report is dynamic in nature and numbers will change over time as the Ontario Provincial Police continue to investigate and solve crime.

Data Utilized

- Major Crimes
- Niche RMS All Offence Level Business Intelligence Cube

Detachment: 6G - HURON

Location code(s): 6G10 - EXETER

Area code(s): 6119 - Municipality of South Huron

Data source date:

2017/01/28

Report Generated by:

Younan, Jason

Report Generated on:

Feb 3, 2017 11:40:37 AM

PP-CSC-Operational Planning-4300

SOUTH HURON – TRAFFIC STATISTICS JANUARY 2017

Offence	Jan 2016	Jan 2017	% Change	Average
RIDE	16	14	-12.5	15
Traffic Complaint	12	10	-16.67	11
Traffic Hazard	15	5	-66.67	10
MVC Reportable	15	2	-86.67	8.5
MVC Non-Report.	7	0	-100	3.5
Traffic Enforcement	5	1	-80	3
Impaired/Over 80	1	0	-100	0.5
Dangerous Operation	0	0	0	0
Fail To Remain	0	0	0	0
Other CC Drive	0	0	0	0
Total UCR Violations	59	29	-50.85	88



Calls For Service (CFS) Billing Summary Report

Municipality of South Huron January - 2017

Billing Categories <i>(Billing categories below do not match traditional crime groupings)</i>		2017				2016			
		January	Year to Date	Time Standard	Year To Date Weighted Hours	January	Year to Date	Time Standard	Year To Date Weighted Hours
Violent Criminal Code	Sexual Assault	0	0		0.0	3	3	14.8	44.4
	Assault With Weapon or Causing Bodily Harm-Level 2	0	0		0.0	1	1	14.8	14.8
	Assault-Level 1	1	1	14.8	14.8	2	2	14.8	29.6
	Criminal Harassment	2	2	14.8	29.6	0	0		0.0
	Utter Threats -Master code	0	0		0.0	1	1	14.8	14.8
	Utter Threats to Person	2	2	14.8	29.6	1	1	14.8	14.8
	Total	5	5	14.8	74.0	8	8	14.8	118.4
Property Crime Violations	Break & Enter	2	2	6.4	12.8	8	8	6.4	51.2
	Theft Over - Other Theft	1	1	6.4	6.4	0	0		0.0
	Theft of - Automobile	0	0		0.0	1	1	6.4	6.4
	Theft under - Bicycles	2	2	6.4	12.8	0	0		0.0
	Theft under - Other Theft	2	2	6.4	12.8	2	2	6.4	12.8
	Theft FROM Motor Vehicle Under \$5,000	2	2	6.4	12.8	1	1	6.4	6.4
	Theft Under \$5,000 [SHOPLIFTING]	1	1	6.4	6.4	1	1	6.4	6.4
	Fraud -Master code	1	1	6.4	6.4	0	0		0.0
	Fraud - Steal/Forge/Poss./Use Credit Card	1	1	6.4	6.4	1	1	6.4	6.4
	Fraud - False Pretence <= \$5,000	1	1	6.4	6.4	0	0		0.0
	Fraud -Money/property/security <= \$5,000	0	0		0.0	2	2	6.4	12.8
	Fraud - Other	0	0		0.0	1	1	6.4	6.4
	Identity Fraud	0	0		0.0	1	1	6.4	6.4
	Mischief - master code	3	3	6.4	19.2	3	3	6.4	19.2
	Property Damage	1	1	6.4	6.4	0	0		0.0
	Total	17	17	6.4	108.8	21	21	6.4	134.4
Other Criminal Code Violations (Excluding traffic)	Bail Violations - Fail To Comply	2	2	7.4	14.8	1	1	7.4	7.4
	Bail Violations - Appearance Notice	1	1	7.4	7.4	0	0		0.0
	Bail Violations - Disobey Summons	0	0		0.0	1	1	7.4	7.4
	Bail Violations - Recognizance	1	1	7.4	7.4	0	0		0.0
	Trespass at Night	0	0		0.0	1	1	7.4	7.4
	Breach of Probation	0	0		0.0	2	2	7.4	14.8
	Total	4	4	7.4	29.6	5	5	7.4	37.0



Calls For Service (CFS) Billing Summary Report

Municipality of South Huron January - 2017

Billing Categories <i>(Billing categories below do not match traditional crime groupings)</i>		2017				2016			
		January	Year to Date	Time Standard	Year To Date Weighted Hours	January	Year to Date	Time Standard	Year To Date Weighted Hours
Drug Possession	Possession Other Controlled Drugs and Substance Act	1	1	6.2	6.2	0	0		0.0
	Total	1	1	6.2	6.2	0	0		0.0
Drugs	Trafficking - Methamphetamine (Crystal Meth)	1	1	34.1	34.1	0	0		0.0
	Total	1	1	34.1	34.1	0	0		0.0
Statutes & Acts	Landlord/Tenant	0	0		0.0	2	2	3.1	6.2
	Mental Health Act	1	1	3.1	3.1	1	1	3.1	3.1
	Mental Health Act - Attempt Suicide	0	0		0.0	1	1	3.1	3.1
	Mental Health Act ù Threat of Suicide	2	2	3.1	6.2	1	1	3.1	3.1
	Mental Health Act - Voluntary Transport	1	1	3.1	3.1	0	0		0.0
	Custody Dispute	1	1	3.1	3.1	0	0		0.0
	Trespass To Property Act	0	0		0.0	1	1	3.1	3.1
	Total	5	5	3.1	15.5	6	6	3.1	18.6
	Operational	Animal Rabid	0	0		0.0	1	1	3.5
Animal Stray		0	0		0.0	3	3	3.5	10.5
Animal Injured		0	0		0.0	1	1	3.5	3.5
Animal - Other		1	1	3.5	3.5	2	2	3.5	7.0
Domestic Disturbance		5	5	3.5	17.5	2	2	3.5	7.0
Suspicious Person		3	3	3.5	10.5	4	4	3.5	14.0
Phone -Nuisance - No Charges Laid		0	0		0.0	1	1	3.5	3.5
Fire - Vehicle		1	1	3.5	3.5	0	0		0.0
Insecure Condition - Building		0	0		0.0	1	1	3.5	3.5
Missing Person Located 12 & older		0	0		0.0	1	1	3.5	3.5
Noise Complaint - Residence		2	2	3.5	7.0	3	3	3.5	10.5
Noise Complaint - Business		0	0		0.0	1	1	3.5	3.5
Accident - non-MVC - Commercial		0	0		0.0	1	1	3.5	3.5
Found-Personal Accessories		1	1	3.5	3.5	0	0		0.0
Found-Machinery & Tools		0	0		0.0	1	1	3.5	3.5
Found-Others		1	1	3.5	3.5	0	0		0.0
Lost Property -Master code		3	3	3.5	10.5	0	0		0.0



Calls For Service (CFS) Billing Summary Report

Municipality of South Huron January - 2017

Billing Categories <i>(Billing categories below do not match traditional crime groupings)</i>		2017				2016			
		January	Year to Date	Time Standard	Year To Date Weighted Hours	January	Year to Date	Time Standard	Year To Date Weighted Hours
Operational	Lost License Plate	2	2	3.5	7.0	0	0		0.0
	Lost-Personal Accessories	0	0		0.0	1	1	3.5	3.5
	Sudden Death - Natural Causes	1	1	3.5	3.5	0	0		0.0
	Sudden Death - Others	0	0		0.0	1	1	3.5	3.5
	Suspicious Vehicle	3	3	3.5	10.5	3	3	3.5	10.5
	Medical Assistance - Other	0	0		0.0	1	1	3.5	3.5
	Unwanted Persons	1	1	3.5	3.5	2	2	3.5	7.0
	Neighbour Dispute	2	2	3.5	7.0	1	1	3.5	3.5
	Assist Public	4	4	3.5	14.0	22	22	3.5	77.0
	Compassionate Message	1	1	3.5	3.5	0	0		0.0
	Family Dispute	5	5	3.5	17.5	3	3	3.5	10.5
	Total	36	36	3.5	126.0	56	56	3.5	196.0
Operational2	False Alarm-Accidental Trip	4	4	1.1	4.4	7	7	1.1	7.7
	False Alarm-Malfunction	4	4	1.1	4.4	7	7	1.1	7.7
	False Alarm -Others	1	1	1.1	1.1	1	1	1.1	1.1
	False Alarm -Cancelled	4	4	1.1	4.4	4	4	1.1	4.4
	911 call / 911 hang up	4	4	1.1	4.4	14	14	1.1	15.4
	911 hang up - Pocket Dial	1	1	1.1	1.1	0	0		0.0
	911 call - Dropped Cell	3	3	1.1	3.3	0	0		0.0
	Total	21	21	1.1	23.1	33	33	1.1	36.3
Traffic	MVC - Prop. Dam. Non Reportable	0	0		0.0	7	7	3.3	23.1
	MVC - Prop. Dam. Reportable (MOTOR VEHICLE COLLISION)	0	0		0.0	6	6	3.3	19.8
	MVC - Prop. Dam. Failed to Remain (MOTOR VEHICLE COLLISION)	0	0		0.0	3	3	3.3	9.9
	MVC - Pers. Inj. Failed To Remain (MOTOR VEHICLE COLLISION)	0	0		0.0	1	1	3.3	3.3
	Total	0	0		0.0	17	17	3.3	56.1
Total	90	90		417.3	146	146		596.8	

Note to Detachment Commanders:

- The content of each report is to be shared with the municipality for which it was generated only and not be publicly shared with any other municipality or agency.
- All data is sourced from the Niche RMS application. Included are 'reported' occurrences (actuals and unfounded occurrences) for 'billable' occurrences ONLY. Data is refreshed on a weekly basis.



Calls For Service (CFS) Billing Summary Report

Municipality of South Huron January - 2017

- The Traffic category includes motor vehicle collision (MVC) occurrences entered into Niche (UCR code 8521). MVCs are NOT sourced from the eCRS application for this report.
- Only the primary violation is counted within an occurrence.
- Time standards displayed are for the 2016 billing period.

Note to Municipalities:

- Data contained within this report is dynamic in nature and numbers will change over time as the Ontario Provincial Police continues to investigate and solve crime.
- This report is NOT to be used for crime trend analysis as not all occurrences are included.
- Data groupings within this report do not match traditional crime groupings seen in other public reports such as the OPP Police Services Board reports or Statistics Canada reporting.