

SOUTH HURON
POLICE SERVICES BOARD REPORT



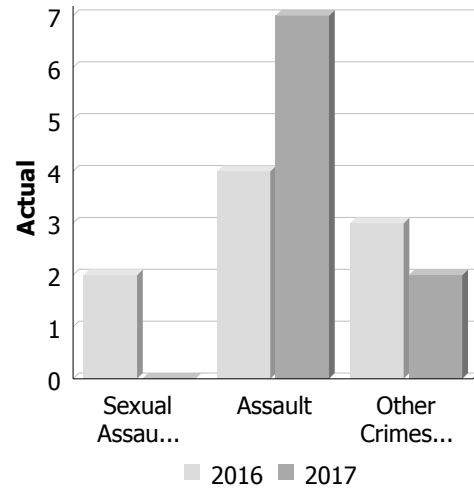
SEPTEMBER
2017

Inspector Jason Younan – Detachment Commander

**Police Services Board Report for Municipality of South Huron
Records Management System
September - 2017**

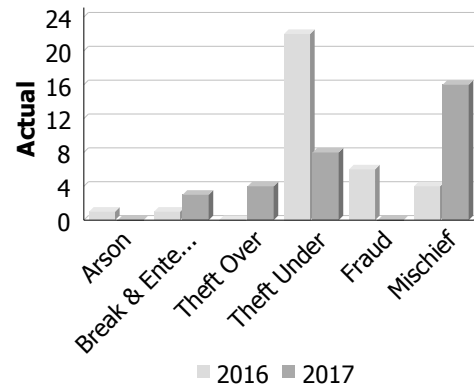
Violent Crime

Actual	September			Year to Date - September		
	2016	2017	% Change	2016	2017	% Change
Murder	0	0	--	0	0	--
Other Offences Causing Death	0	0	--	0	0	--
Attempted Murder	0	0	--	0	0	--
Sexual Assault	2	0	-100.0%	10	8	-20.0%
Assault	4	7	75.0%	26	28	7.7%
Abduction	0	0	--	3	0	-100.0%
Robbery	0	0	--	2	0	-100.0%
Other Crimes Against a Person	3	2	-33.3%	12	6	-50.0%
Total	9	9	0.0%	53	42	-20.8%



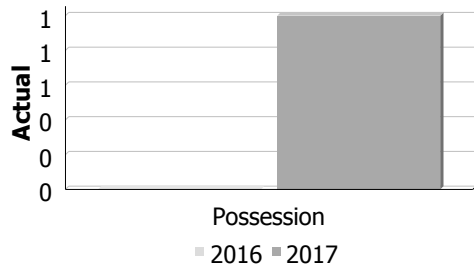
Property Crime

Actual	September			Year to Date - September		
	2016	2017	% Change	2016	2017	% Change
Arson	1	0	-100.0%	2	0	-100.0%
Break & Enter	1	3	200.0%	36	41	13.9%
Theft Over	0	4	--	25	23	-8.0%
Theft Under	22	8	-63.6%	99	84	-15.2%
Have Stolen Goods	0	0	--	5	4	-20.0%
Fraud	6	0	-100.0%	27	30	11.1%
Mischief	4	16	300.0%	34	60	76.5%
Total	34	31	-8.8%	228	242	6.1%



Drug Crime

Actual	September			Year to Date - September		
	2016	2017	% Change	2016	2017	% Change
Possession	0	1	--	7	6	-14.3%
Trafficking	0	0	--	0	1	--
Importation and Production	0	0	--	1	0	-100.0%
Total	0	1	--	8	7	-12.5%



Detachment: 6G - HURON

Location code(s): 6G10 - EXETER

Area code(s): 6119 - Municipality of South Huron

Data source date: 2017/09/30

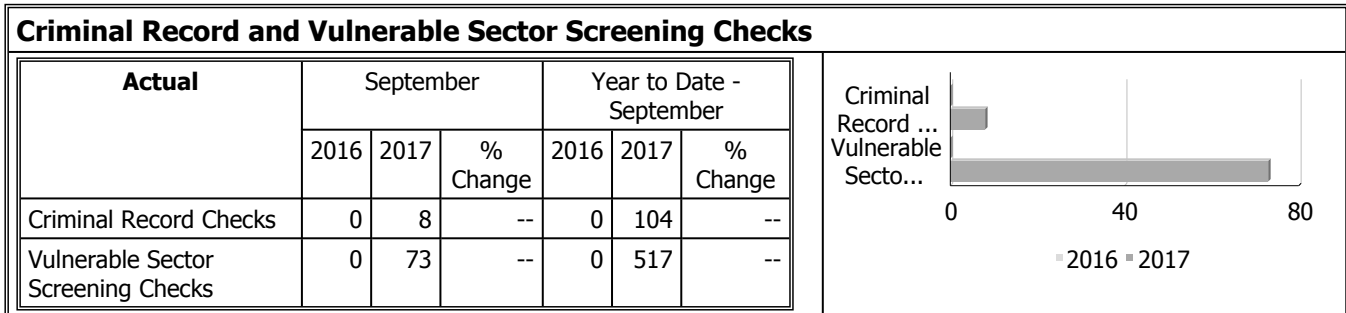
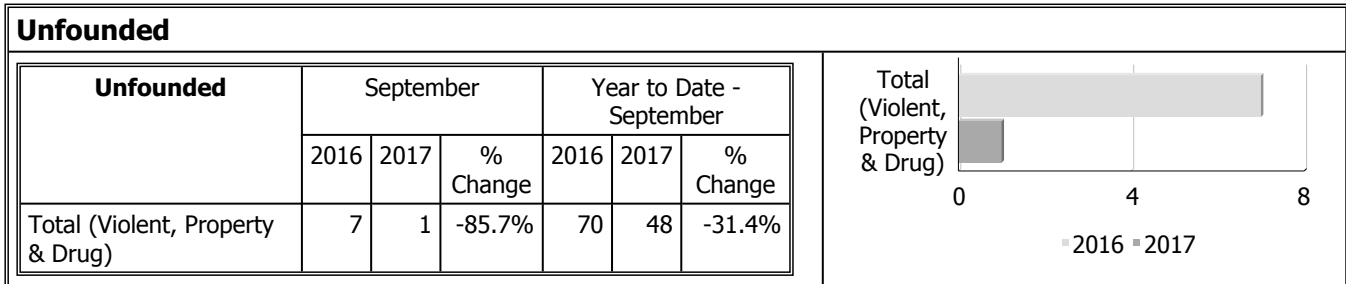
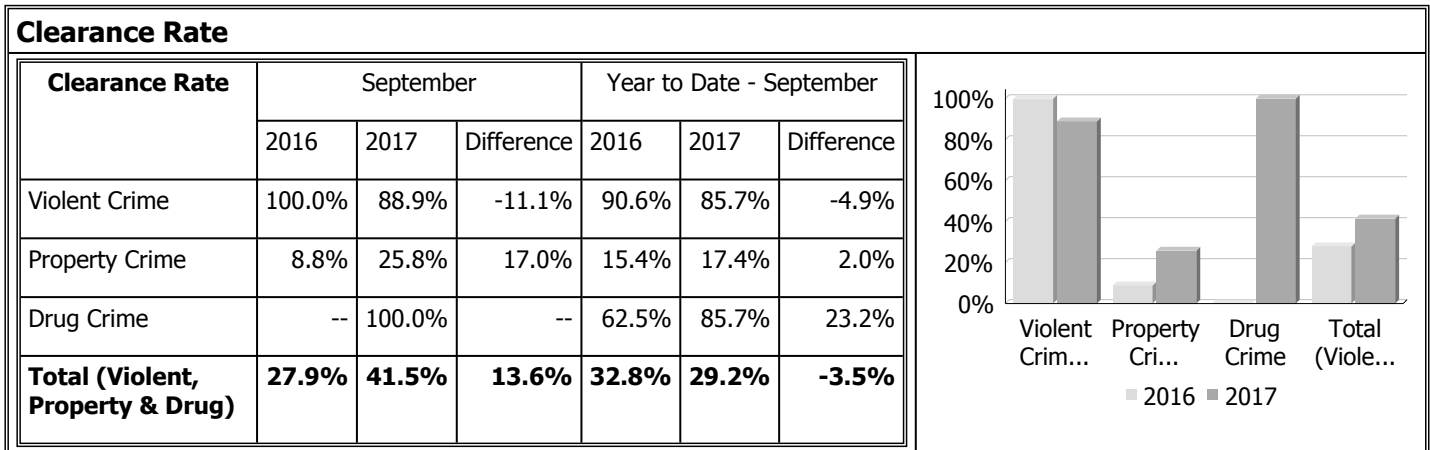
Report Generated by: Younan, Jason

Report Generated on:

Oct 5, 2017 12:52:44 PM

PP-CSC-Operational Planning-4300

**Police Services Board Report for Municipality of South Huron
Records Management System
September - 2017**



Data contained within this report is dynamic in nature and numbers will change over time as the Ontario Provincial Police continue to investigate and solve crime.

Data Utilized

- Major Crimes
- Niche RMS All Offence Level Business Intelligence Cube

Detachment: 6G - HURON

Location code(s): 6G10 - EXETER

Area code(s): 6119 - Municipality of South Huron

Data source date:

2017/09/30

Report Generated by:

Younan, Jason

Report Generated on:

Oct 5, 2017 12:52:44 PM

PP-CSC-Operational Planning-4300



Calls For Service (CFS) Billing Summary Report

Municipality of South Huron September - 2017

Billing Categories <i>(Billing categories below do not match traditional crime groupings)</i>		2017				2016			
		September	Year to Date	Time Standard	Year To Date Weighted Hours	September	Year to Date	Time Standard	Year To Date Weighted Hours
Violent Criminal Code	Sexual Assault With a Weapon	0	0		0.0	0	1	15.1	15.1
	Sexual Assault	1	8	15.1	120.8	3	15	15.1	226.5
	Sexual Interference	0	1	15.1	15.1	0	0		0.0
	Aggravated Assault-Level 3	0	0		0.0	0	2	15.1	30.2
	Assault With Weapon or Causing Bodily Harm-Level 2	2	11	15.1	166.1	2	8	15.1	120.8
	Assault-Level 1	5	22	15.1	332.2	2	20	15.1	302.0
	Pointing a Firearm	0	0		0.0	0	1	15.1	15.1
	Forcible confinement	0	0		0.0	0	3	15.1	45.3
	Robbery -Master code	0	0		0.0	0	1	15.1	15.1
	Robbery - Other	0	0		0.0	0	1	15.1	15.1
	Criminal Harassment	0	13	15.1	196.3	1	12	15.1	181.2
	Indecent/Harassing Communications	0	1	15.1	15.1	0	0		0.0
	Utter Threats -Master code	0	0		0.0	1	4	15.1	60.4
	Utter Threats to Person	2	16	15.1	241.6	5	24	15.1	362.4
	Total	10	72	15.1	1,087.2	14	92	15.1	1,389.2
Property Crime Violations	Arson - Building	0	0		0.0	1	2	7.6	15.2
	Break & Enter	2	41	7.6	311.6	1	39	7.6	296.4
	Unlawful in a dwelling house	0	1	7.6	7.6	0	1	7.6	7.6
	Break & Enter - Firearms	1	3	7.6	22.8	0	0		0.0
	Theft Over - Construction Site	0	1	7.6	7.6	0	0		0.0
	Theft Over - Trailers	0	1	7.6	7.6	0	1	7.6	7.6
	Theft Over - Other Theft	1	4	7.6	30.4	0	1	7.6	7.6
	Theft of - Mail	0	2	7.6	15.2	0	2	7.6	15.2
	Theft FROM Motor Vehicle Over \$5,000	0	0		0.0	0	1	7.6	7.6
	Theft of Motor Vehicle	0	2	7.6	15.2	0	3	7.6	22.8
	Theft of - Automobile	1	3	7.6	22.8	0	5	7.6	38.0
	Theft of - Trucks	0	5	7.6	38.0	0	4	7.6	30.4
	Theft of - Motorcycles	0	1	7.6	7.6	0	4	7.6	30.4
	Theft of - Snow Vehicles	0	0		0.0	0	1	7.6	7.6



Calls For Service (CFS) Billing Summary Report

Municipality of South Huron September - 2017

Billing Categories <i>(Billing categories below do not match traditional crime groupings)</i>		2017				2016			
		September	Year to Date	Time Standard	Year To Date Weighted Hours	September	Year to Date	Time Standard	Year To Date Weighted Hours
Property Crime Violations	Theft of - All Terrain Vehicles	2	3	7.6	22.8	0	4	7.6	30.4
	Theft of - Farm Vehicles	0	1	7.6	7.6	0	0		0.0
	Theft of - Construction Vehicles	0	1	7.6	7.6	0	0		0.0
	Theft of - Other Motor Vehicles	0	0		0.0	0	1	7.6	7.6
	Theft Under -master code	0	2	7.6	15.2	3	6	7.6	45.6
	Theft under - Farm Equipment	0	1	7.6	7.6	0	1	7.6	7.6
	Theft under - Bicycles	2	11	7.6	83.6	4	21	7.6	159.6
	Theft under - Building	0	2	7.6	15.2	0	2	7.6	15.2
	Theft under - Persons	1	1	7.6	7.6	0	2	7.6	15.2
	Theft under - Other Theft	0	22	7.6	167.2	7	41	7.6	311.6
	Theft under - Boat (Vessel)	0	0		0.0	0	1	7.6	7.6
	Theft Under - Gasoline Drive-off	0	5	7.6	38.0	0	2	7.6	15.2
	Theft FROM Motor Vehicle Under \$5,000	4	33	7.6	250.8	8	27	7.6	205.2
	Theft Under \$5,000 [SHOPLIFTING]	1	10	7.6	76.0	0	4	7.6	30.4
	Possession of Stolen Goods over \$5,000	0	2	7.6	15.2	0	1	7.6	7.6
	Possession of Stolen Goods under \$5,000	0	2	7.6	15.2	0	4	7.6	30.4
	Fraud -Master code	0	2	7.6	15.2	0	0		0.0
	Fraud - Steal/Forge/Poss./ Use Credit Card	0	2	7.6	15.2	0	7	7.6	53.2
	Fraud - False Pretence <= \$5,000	0	1	7.6	7.6	0	1	7.6	7.6
	Fraud - Forgery & Uttering	0	3	7.6	22.8	0	1	7.6	7.6
Fraud - Account closed	0	0		0.0	0	1	7.6	7.6	
Fraud - Fraud through mails	0	1	7.6	7.6	0	1	7.6	7.6	
Fraud -Money/ property/security > \$5,000	0	5	7.6	38.0	0	2	7.6	15.2	



Calls For Service (CFS) Billing Summary Report

Municipality of South Huron September - 2017

Billing Categories <i>(Billing categories below do not match traditional crime groupings)</i>		2017				2016			
		September	Year to Date	Time Standard	Year To Date Weighted Hours	September	Year to Date	Time Standard	Year To Date Weighted Hours
Property Crime Violations	Fraud -Money/property/security <= \$5,000	0	10	7.6	76.0	2	7	7.6	53.2
	Fraud - Welfare benefits	0	0		0.0	0	1	7.6	7.6
	Fraud - Other	0	10	7.6	76.0	4	8	7.6	60.8
	Personation with Intent (fraud)	0	1	7.6	7.6	0	1	7.6	7.6
	False Pretence - other	0	0		0.0	0	1	7.6	7.6
	Fraud - False Pretence > \$5,000	0	0		0.0	0	1	7.6	7.6
	Identity Fraud	0	0		0.0	0	2	7.6	15.2
	Mischief - master code	16	57	7.6	433.2	5	35	7.6	266.0
	Mischief [Graffiti - Non Gang Related]	0	2	7.6	15.2	0	0		0.0
	Interfere with lawful use, enjoyment of property	0	2	7.6	15.2	0	3	7.6	22.8
	Property Damage	0	1	7.6	7.6	0	1	7.6	7.6
	Total	31	257	7.6	1,953.2	35	254	7.6	1,930.4
Other Criminal Code Violations (Excluding traffic)	Offensive Weapons-Possession of Weapons	0	1	7.6	7.6	0	2	7.6	15.2
	Offensive Weapons-Other Offensive Weapons	0	1	7.6	7.6	0	0		0.0
	Bail Violations - Master code	0	0		0.0	0	1	7.6	7.6
	Bail Violations - Fail To Comply	2	13	7.6	98.8	1	10	7.6	76.0
	Bail Violations - Fail To Appear	0	0		0.0	0	2	7.6	15.2
	Bail Violations - Promise To Appear	0	0		0.0	0	1	7.6	7.6
	Bail Violations - Appearance Notice	0	3	7.6	22.8	0	2	7.6	15.2
	Bail Violations - Others	0	0		0.0	1	4	7.6	30.4
	Bail Violations - Disobey Summons	0	1	7.6	7.6	0	1	7.6	7.6
	Bail Violations - Recognizance	0	1	7.6	7.6	0	3	7.6	22.8
	Possession Of Counterfeit Money	0	1	7.6	7.6	0	0		0.0
	Uttering Counterfeit Money	0	2	7.6	15.2	0	0		0.0



Calls For Service (CFS) Billing Summary Report

Municipality of South Huron September - 2017

Billing Categories <i>(Billing categories below do not match traditional crime groupings)</i>		2017				2016			
		September	Year to Date	Time Standard	Year To Date Weighted Hours	September	Year to Date	Time Standard	Year To Date Weighted Hours
Other Criminal Code Violations (Excluding traffic)	Counterfeit Money - Others	0	5	7.6	38.0	0	0		0.0
	Disturb the Peace	0	3	7.6	22.8	1	6	7.6	45.6
	Indecent acts - Master code	0	1	7.6	7.6	0	0		0.0
	Indecent acts - exposure to person under 14	0	1	7.6	7.6	0	0		0.0
	Child Pornography - Master code	1	1	7.6	7.6	0	0		0.0
	Child Pornography - Making or distributing	0	1	7.6	7.6	1	1	7.6	7.6
	Public Morals	0	1	7.6	7.6	0	0		0.0
	Obstruct Public Peace Officer	0	1	7.6	7.6	0	2	7.6	15.2
	Trespass at Night	0	4	7.6	30.4	1	2	7.6	15.2
	Fail to Attend Court	0	1	7.6	7.6	0	3	7.6	22.8
	Breach of Probation	3	20	7.6	152.0	2	25	7.6	190.0
	Utter Threats to Property / Animals	0	0		0.0	1	1	7.6	7.6
	Common nuisance	0	1	7.6	7.6	0	0		0.0
	Total	6	63	7.6	478.8	8	66	7.6	501.6
	Drug Possession	Possession Other Controlled Drugs and Substance Act	0	3	6.2	18.6	0	3	6.2
Possession Cannabis		0	2	6.2	12.4	0	3	6.2	18.6
Possession - Methamphetamine (Crystal Meth)		1	2	6.2	12.4	0	1	6.2	6.2
Drug related occurrence		1	1	6.2	6.2	1	7	6.2	43.4
Total		2	8	6.2	49.6	1	14	6.2	86.8
Drugs	Trafficking - Methamphetamine (Crystal Meth)	0	1	33.9	33.9	0	0		0.0
	Production Cannabis (Marihuana) (Cultivation)	0	0		0.0	0	3	33.9	101.7
	DRUG Operation - Residential Grow [Indoor]	0	0		0.0	0	1	33.9	33.9
	DRUG Operation - Residential Grow [Outdoor]	1	1	33.9	33.9	0	0		0.0
	Total	1	2	33.9	67.8	0	4	33.9	135.6
Statutes & Acts	Landlord/Tenant	0	11	3.1	34.1	1	17	3.1	52.7
	Mental Health Act	3	16	3.1	49.6	1	23	3.1	71.3



Calls For Service (CFS) Billing Summary Report

Municipality of South Huron September - 2017

Billing Categories <i>(Billing categories below do not match traditional crime groupings)</i>		2017				2016			
		September	Year to Date	Time Standard	Year To Date Weighted Hours	September	Year to Date	Time Standard	Year To Date Weighted Hours
Statutes & Acts	Mental Health Act - No contact with Police	0	3	3.1	9.3	2	3	3.1	9.3
	Mental Health Act - Attempt Suicide	1	7	3.1	21.7	0	6	3.1	18.6
	Mental Health Act - Threat of Suicide	0	9	3.1	27.9	1	10	3.1	31.0
	Mental Health Act - Voluntary Transport	0	4	3.1	12.4	0	2	3.1	6.2
	Mental Health Act - Placed on Form	1	5	3.1	15.5	0	0		0.0
	Custody Dispute	0	1	3.1	3.1	0	0		0.0
	Trespass To Property Act	0	12	3.1	37.2	0	23	3.1	71.3
	Total	5	68	3.1	210.8	5	84	3.1	260.4
Operational	Animal -Master code	0	1	3.4	3.4	0	1	3.4	3.4
	Animal - Bear Complaint	0	0		0.0	0	3	3.4	10.2
	Animal - Left in Vehicle	0	0		0.0	0	2	3.4	6.8
	Animal Rabid	0	0		0.0	0	4	3.4	13.6
	Animal Bite	0	2	3.4	6.8	0	1	3.4	3.4
	Animal Stray	2	3	3.4	10.2	0	8	3.4	27.2
	Animal Injured	1	3	3.4	10.2	0	3	3.4	10.2
	Animal - Other	0	10	3.4	34.0	1	15	3.4	51.0
	Animal - Dog Owners Liability Act	0	0		0.0	1	6	3.4	20.4
	Alarm -Master code	0	3	3.4	10.2	0	3	3.4	10.2
	Alarm -Others	1	6	3.4	20.4	0	2	3.4	6.8
	Domestic Disturbance	7	46	3.4	156.4	7	43	3.4	146.2
	Suspicious Person	6	90	3.4	306.0	12	94	3.4	319.6
	Phone -Master code	0	1	3.4	3.4	0	0		0.0
	Phone -Nuisance - No Charges Laid	0	5	3.4	17.0	1	9	3.4	30.6
	Phone -Threatening - No Charges Laid	0	1	3.4	3.4	0	2	3.4	6.8
	Phone -Other - No Charges Laid	0	1	3.4	3.4	0	5	3.4	17.0
	False Fire Alarm - Building	0	1	3.4	3.4	0	1	3.4	3.4
	Fire - Building	0	2	3.4	6.8	0	1	3.4	3.4
	Fire - Vehicle	1	5	3.4	17.0	0	2	3.4	6.8
Fire - Other	0	0		0.0	0	4	3.4	13.6	



Calls For Service (CFS) Billing Summary Report

Municipality of South Huron September - 2017

Billing Categories <i>(Billing categories below do not match traditional crime groupings)</i>		2017				2016			
		September	Year to Date	Time Standard	Year To Date Weighted Hours	September	Year to Date	Time Standard	Year To Date Weighted Hours
Operational	Insecure Condition - Master code	0	1	3.4	3.4	0	0		0.0
	Insecure Condition - Building	1	4	3.4	13.6	0	1	3.4	3.4
	Insecure Condition - Others	0	0		0.0	0	1	3.4	3.4
	Missing Person under 12	0	1	3.4	3.4	0	1	3.4	3.4
	Missing Person 12 & older	0	5	3.4	17.0	1	7	3.4	23.8
	Missing Person Located Under 12	0	1	3.4	3.4	1	1	3.4	3.4
	Missing Person Located 12 & older	0	1	3.4	3.4	1	15	3.4	51.0
	Noise Complaint - Master code	0	0		0.0	0	1	3.4	3.4
	Noise Complaint - Vehicle	0	2	3.4	6.8	0	1	3.4	3.4
	Noise Complaint - Residence	0	25	3.4	85.0	2	35	3.4	119.0
	Noise Complaint - Business	0	0		0.0	0	1	3.4	3.4
	Noise Complaint - Animal	0	1	3.4	3.4	0	0		0.0
	Noise Complaint - Others	0	5	3.4	17.0	1	7	3.4	23.8
	Accident - non-MVC -Industrial	0	1	3.4	3.4	0	0		0.0
	Accident - non-MVC -Commercial	0	1	3.4	3.4	0	1	3.4	3.4
	Found Property - Master code	2	10	3.4	34.0	1	10	3.4	34.0
	Found - License Plate	0	1	3.4	3.4	0	1	3.4	3.4
	Found - Vehicle Accessories	0	0		0.0	0	1	3.4	3.4
	Found-Personal Accessories	2	12	3.4	40.8	1	10	3.4	34.0
	Found-Household Property	0	0		0.0	1	5	3.4	17.0
	Found-Radio,TV,Sound-Reprod. Equip.	0	0		0.0	0	2	3.4	6.8
	Found-Sporting Goods, Hobby Equip.	0	1	3.4	3.4	0	0		0.0
Found-Machinery & Tools	0	2	3.4	6.8	0	1	3.4	3.4	
Found-Bicycles	1	13	3.4	44.2	2	16	3.4	54.4	



Calls For Service (CFS) Billing Summary Report

Municipality of South Huron September - 2017

Billing Categories <i>(Billing categories below do not match traditional crime groupings)</i>		2017				2016			
		September	Year to Date	Time Standard	Year To Date Weighted Hours	September	Year to Date	Time Standard	Year To Date Weighted Hours
Operational	Found-Others	0	9	3.4	30.6	2	9	3.4	30.6
	Lost Property - Master code	1	6	3.4	20.4	0	5	3.4	17.0
	Lost License Plate	0	2	3.4	6.8	0	5	3.4	17.0
	Lost Disabled Parking Permit	0	0		0.0	0	1	3.4	3.4
	Lost - Computer, parts & accessories	0	0		0.0	0	1	3.4	3.4
	Lost - Vehicle Accessories	0	0		0.0	0	1	3.4	3.4
	Lost-Personal Accessories	1	8	3.4	27.2	0	6	3.4	20.4
	Lost-Radio,TV,Sound-Reprod. Equip.	0	0		0.0	0	1	3.4	3.4
	Lost-Others	0	0		0.0	1	2	3.4	6.8
	Sudden Death - Suicide	0	2	3.4	6.8	0	1	3.4	3.4
	Sudden Death - Natural Causes	0	4	3.4	13.6	1	9	3.4	30.6
	Sudden Death - Others	0	1	3.4	3.4	0	2	3.4	6.8
	Suspicious Vehicle	0	26	3.4	88.4	2	28	3.4	95.2
	Trouble with Youth	0	7	3.4	23.8	3	22	3.4	74.8
	Medical Assistance - Master code	0	1	3.4	3.4	0	1	3.4	3.4
	Medical Assistance - Defibrillator	0	0		0.0	0	1	3.4	3.4
	Medical Assistance - Other	0	3	3.4	10.2	2	8	3.4	27.2
	Vehicle Recovered - Automobile	0	3	3.4	10.2	2	5	3.4	17.0
	Vehicle Recovered - Trucks	0	1	3.4	3.4	0	1	3.4	3.4
	Vehicle Recovered - All Terrain Veh	0	1	3.4	3.4	0	0		0.0
	Vehicle Recovered - Farm Vehicles	0	1	3.4	3.4	0	1	3.4	3.4
	Vehicle Recovered - Other	0	1	3.4	3.4	0	0		0.0
	Unwanted Persons	0	6	3.4	20.4	1	15	3.4	51.0
	Neighbour Dispute	3	42	3.4	142.8	13	56	3.4	190.4
	By-Law -Master code	0	0		0.0	0	2	3.4	6.8
	Noise By-Law	0	1	3.4	3.4	0	1	3.4	3.4
Firearms (Discharge) By-Law	1	1	3.4	3.4	0	0		0.0	



Calls For Service (CFS) Billing Summary Report

Municipality of South Huron September - 2017

Billing Categories <i>(Billing categories below do not match traditional crime groupings)</i>		2017				2016			
		September	Year to Date	Time Standard	Year To Date Weighted Hours	September	Year to Date	Time Standard	Year To Date Weighted Hours
Operational	Other Municipal By-Laws	0	4	3.4	13.6	0	13	3.4	44.2
	Traffic By-Law	0	3	3.4	10.2	0	1	3.4	3.4
	Assist Fire Department	0	4	3.4	13.6	0	5	3.4	17.0
	Assist Public	4	107	3.4	363.8	16	159	3.4	540.6
	Compassionate Message	0	2	3.4	6.8	0	0		0.0
	Family Dispute	4	38	3.4	129.2	4	46	3.4	156.4
	Suspicious Package	0	1	3.4	3.4	0	0		0.0
	Total	38	552	3.4	1,876.8	80	735	3.4	2,499.0
Operational2	False Alarm-Accidental Trip	2	29	1.2	34.8	3	35	1.2	42.0
	False Alarm-Malfunction	0	35	1.2	42.0	3	41	1.2	49.2
	False Holdup Alarm-Malfunction	0	1	1.2	1.2	0	1	1.2	1.2
	False Alarm -Others	0	18	1.2	21.6	4	20	1.2	24.0
	False Alarm - Cancelled	1	21	1.2	25.2	0	26	1.2	31.2
	Keep the Peace	0	9	1.2	10.8	3	16	1.2	19.2
	911 call / 911 hang up	1	78	1.2	93.6	5	129	1.2	154.8
	911 hang up - Pocket Dial	1	14	1.2	16.8	0	7	1.2	8.4
	911 call - Dropped Cell	0	11	1.2	13.2	0	6	1.2	7.2
	Total	5	216	1.2	259.2	18	281	1.2	337.2
	Traffic	MVC (MOTOR VEHICLE COLLISION) -Master code	0	0		0.0	0	2	3.4
MVC - Personal Injury (MOTOR VEHICLE COLLISION)		0	4	3.4	13.6	0	7	3.4	23.8
MVC - Prop. Dam. Non Reportable		2	34	3.4	115.6	1	35	3.4	119.0
MVC - Prop. Dam. Reportable (MOTOR VEHICLE COLLISION)		2	31	3.4	105.4	3	33	3.4	112.2
MVC - Prop. Dam. Failed to Remain (MOTOR VEHICLE COLLISION)		0	7	3.4	23.8	0	10	3.4	34.0



Calls For Service (CFS) Billing Summary Report

Municipality of South Huron September - 2017

Billing Categories <i>(Billing categories below do not match traditional crime groupings)</i>		2017				2016			
		September	Year to Date	Time Standard	Year To Date Weighted Hours	September	Year to Date	Time Standard	Year To Date Weighted Hours
Traffic	MVC - Pers. Inj. Failed To Remain (MOTOR VEHICLE COLLISION)	0	0		0.0	0	1	3.4	3.4
	MVC - Others (MOTOR VEHICLE COLLISION)	0	0		0.0	0	3	3.4	10.2
	Total	4	76	3.4	258.4	4	91	3.4	309.4
Total		102	1,314		6,241.8	165	1,621		7,449.6

Note to Detachment Commanders:

- **The content of each report is to be shared by the Detachment Commander only with the municipality for which it was generated. The municipality may treat this as a public document and distribute it as they wish.**
- All data is sourced from the Niche RMS application. Included are 'reported' occurrences (actuals and unfounded occurrences) for 'billable' occurrences ONLY. Data is refreshed on a weekly basis.
- The Traffic category includes motor vehicle collision (MVC) occurrences entered into Niche (UCR code 8521). MVCs are NOT sourced from the eCRS application for this report.
- Only the primary violation is counted within an occurrence.
- Time standards displayed are for the 2017 billing period.

Note to Municipalities:

- Data contained within this report is dynamic in nature and numbers will change over time as the Ontario Provincial Police continues to investigate and solve crime.
- This report is NOT to be used for crime trend analysis as not all occurrences are included.
- Data groupings within this report do not match traditional crime groupings seen in other public reports such as the OPP Police Services Board reports or Statistics Canada reporting.

SOUTH HURON PSB REPORT – TRAFFIC STATISTICS

Offence	September 2016	September 2017	% Change
Traffic Complaint	21	11	-47.62
RIDE	13	5	-61.54
Traffic Hazard	7	5	-28.57
MVC Reportable	5	3	-40
MVC Non-Report.	1	2	100
Traffic Enforcement	2	1	-50
Fail To Remain	0	1	100
Dangerous Operation	0	0	0
Impaired/Over 80	0	0	0
Other CC Drive	0	0	0
Total UCR Violations	43	25	-41.86

SOUTH HURON PSB REPORT – MEDIA RELEASES

SCHOOL ZONE SAFETY

(HURON COUNTY, ON) – School is now back in session for thousands of local students and the Huron County Ontario Provincial Police (OPP) Detachment is pleased to report the first day of school was accident free throughout the county. Officers throughout the county noticed drivers in the school zones were clearly driving with extra care and caution. Students were also observed to be following the rules of the road. We ask everyone to be mindful of school zones, cross walks and bus pickup routes. Take extra caution in these areas, slow down, obey traffic control devices, expect the unexpected and be prepared for the occasional delay.

Huron County OPP will be resuming enhanced patrols around the various school zones in an effort to ensure everyone is following the rules of the road and staying safe.

Parents and caregivers of school-aged children are encouraged to discuss the following safe bike riding and walking rules with your children.

- Children should always walk on sidewalks whenever available.
- Children should use the services of the crossing guard whenever available and cross at the intersection.
- Cyclists under 18 must wear an approved helmet.
- Always look both ways before crossing a roadway and remember to walk, not run across the roadway.
- Children need to watch for turning vehicles before crossing a roadway.
- Children should also avoid listening to music or using their mobile devices when cycling or walking on the roadway.
- Where possible, children should use the “buddy system”.

Motorists need to drive with particular care and attention in and around school zones. Children will make mistakes so drive cautiously and anticipate them. Here are some back to school safety reminders for all drivers.

- Be aware and respect school zone signage.
- Always reduce your speed in school zones.
- Children will make mistakes - be prepared to stop at all times.
- Be patient and wait for children to complete their crossing before proceeding.
- Do share the roadway with cyclists and pedestrians at all times. By law you must leave a 1 metre berth when passing a cyclist.
- Be prepared to stop for stopped school busses. If the overhead flashing signal lights are activated and the stop arm is out drivers shall come to a stop.
- Don't drive distracted, always leave the phone alone.

Together we can all make a positive difference in keeping our roadways safe and collision free by following the rules of the road and by taking extra care and caution around school zones.

Huron County OPP would like to wish all students a safe and productive 2017-2018 school year.

TWO ROAD DEATHS, NUMEROUS DISTRACTED DRIVERS REPORTED OVER LABOUR DAY WEEKEND

(HURON COUNTY, ON) – Province wide the Ontario Provincial Police (OPP) responded to two road fatalities over the long weekend during their provincial Distracted Driving campaign.

The first collision occurred near French River on Friday, September 1, 2017, claiming the life of a 25-year-old woman. The second incident involved a motorcycle colliding with a motor vehicle on Monday, September 4, 2017. The 59-year-old male motorcyclist succumbed to his injuries on Tuesday morning.

Many drivers ignored the OPP's pre-weekend warnings about the serious threat they pose on our roads when using their cell phones, other hand-held devices and engaging in other forms of distraction while driving.

Officers laid **444** distracted driving charges throughout the weekend, bringing the 2017 year-to-date number of charges close to the **9,000** mark.

Locally in Huron County no drivers were charged with Distracted Driving offences during the campaign. Huron OPP officers laid a total of 73 charges during the campaign with the bulk of the charges for speeding (44). There were two marine charges and one alcohol warn range suspension handed out as well.

During the campaign period there were four motor vehicle crashes investigated by Huron OPP officers. Two collisions involved animals on the roadway, one where a driver fell asleep and the fourth was a minor parking lot collision.

The OPP also reported that July and August saw particularly high numbers of road deaths.

A total of **92** people died on OPP-patrolled roads between July 1 and August 31, 2017 – the highest number of deaths over this two-month summer period since 2010.

So far this year, **208** people have died in road crashes, along with **24** boating and **13** off-road vehicle fatalities.

EXETER MAN FACING NUMEROUS MISCHIEF CHARGES

(SOUTH HURON, ON) – Huron County Ontario Provincial Police (OPP) officers with the assistance of the Community Street Crimes Unit (CSCU) and OPP Canine have arrested and charged a 36-year-old male from

Exeter with numerous counts of Mischief following an occurrence that took place early this morning in Exeter.

Shortly after 4:00 a.m. Huron OPP received information from an Edward Street resident that someone had just smashed the window of their neighbour's vehicle. The witness went outside to check on things only to find other damaged vehicles up and down the street. The witness then observed the male suspect fleeing the area on foot into a field behind Sanders Street East.

An OPP Canine unit along with West Region OPP Emergency Response Team (ERT) members responded to the scene, whereupon they were successful in locating and arresting a male suspect at a nearby residence.

Upon further investigation officers have determined at least eleven vehicles parked on Albert Street, Andrew Street, James Street, John Street and Sanders Street East were damaged. Most of the vehicles had windshields and/or rear windows smashed out.

Peter IRWIN, 36 years of age from Exeter has been charged with 12 counts of Mischief, two counts of Fail to Comply with Probation and one count of Fail to Comply with an Undertaking. He remains in custody with a video court appearance scheduled for September 27, 2017.

Investigators would like to speak with any Exeter residents that may have experienced damage to their vehicles overnight. Additionally, should you have any information that may assist investigators with this investigation please contact Huron OPP by calling (519) 524-8314 or 1-888-310-1122.

Should you wish to remain anonymous, you may call Crime Stoppers at 1-800-222-TIPS (8477), where you may be eligible to receive a cash reward of up to \$2,000.

-UPDATE-

POLICE SEARCHING FOR SUSPECT IN LISTOWEL

Suspect Identified, Police Hold Warrants for His Arrest

(HURON COUNTY & PERTH COUNTY, ON) - Members from the Huron County Ontario Provincial Police (OPP), Perth County Ontario Provincial Police (OPP) and West Region OPP Crime Unit are seeking help from the public in locating a wanted male.

Huron County OPP now holds an arrest warrant for 33-year-old Kyle MOORE. He is wanted for a break, enter and theft that took place in Zurich during the early morning hours of September 25th 2017. Additionally, he has been identified by investigators as the male suspect that resisted arrest and fled from police in a stolen Wingham Police Service vehicle.

In total, he is wanted by Huron County OPP for a dozen criminal code offences in relation to the events that took place in Huron & Perth Counties on September 25, 2017.

He is also wanted by Sarnia Police Service for several criminal code offences that took place in July of this year.

MOORE has known ties to Huron, Perth, Lambton, Wellington and Bruce counties.

His present whereabouts are unknown.



The suspect is described as: Male, white, 6' tall, weighing around 185 pounds, with a medium build, and short dark hair. He also has tattoos on his hands and forearms.

If located, police should be contacted immediately and no attempt should be made to apprehend the suspect. Anyone with information about the suspect should call the Ontario Provincial Police at 1-888-310-1122 or their local police authority.

Should you wish to remain anonymous, you can call Crime Stoppers at 1-800-222-8477 (TIPS) where you may be eligible for a cash reward of up to \$2,000.

HURON OPP PARTICIPATING IN FALL SEATBELT CAMPAIGN

(HURON COUNTY, ON) – Huron County Ontario Provincial Police (OPP) would like to remind the public that the Provincial Fall Seatbelt campaign is currently underway. The campaign started on September 27, 2017 and it will continue until midnight on Friday, October 6, 2017. Huron OPP officers will be conducting focused patrols during this time period.

While the overwhelming majority of drivers and passengers buckle up every time they get into a vehicle there is still a small percentage that is taking the unnecessary risk. Just this year, Huron OPP has investigated three fatal motor vehicle crashes involving drivers that failed to wear their seatbelt. Additionally, 31 motorists were charged with seatbelt offences during the 2016 campaign.

It is imperative that all drivers and passengers are properly restrained within a vehicle, regardless of how short the trip is.

Drivers and passengers are also reminded: Under the Highway Traffic Act (HTA), any person travelling in a motor vehicle who is at least 16 years of age must occupy a seat with a seatbelt. Parents are reminded that passengers under 16 years of age must be properly buckled up in a car seat, booster seat, or seat belt, whichever is appropriate for their age, height, and weight. The Ministry of Transportation's (MTO) website has comprehensive information about properly restraining your child, including proper car seat installation. This information can be found on their 'Road Safety' page at www.mto.gov.on.ca.

The penalty for seat belt infractions includes a fine totalling **\$240 and two demerit points**.

During the ten-day campaign, officers will be conducting enforcement and education that focuses on seat belt laws. Together we can enhance the safety of our Huron County roadways by driving safely and by abiding by the rules of the road.