

SOUTH HURON
POLICE SERVICES BOARD REPORT



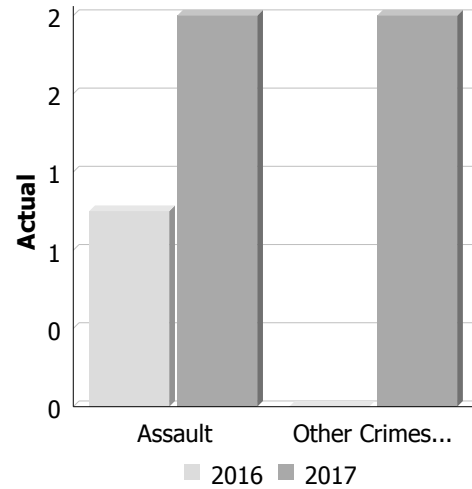
NOVEMBER
2017

Inspector Jason Younan – Detachment Commander

**Police Services Board Report for South Huron
Records Management System
November - 2017**

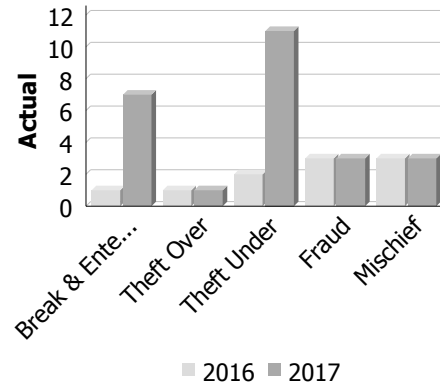
Violent Crime

Actual	November			Year to Date - November		
	2016	2017	% Change	2016	2017	% Change
Murder	0	0	--	0	0	--
Other Offences Causing Death	0	0	--	0	0	--
Attempted Murder	0	0	--	0	0	--
Sexual Assault	0	0	--	11	9	-18.2%
Assault	1	2	100.0%	30	35	16.7%
Abduction	0	0	--	4	0	-100.0%
Robbery	0	0	--	2	0	-100.0%
Other Crimes Against a Person	0	2	--	13	8	-38.5%
Total	1	4	300.0%	60	52	-13.3%



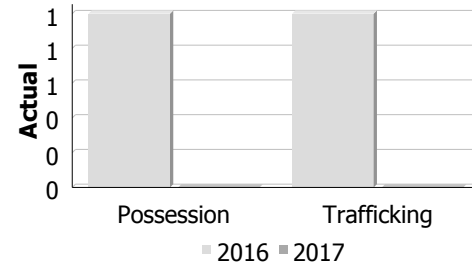
Property Crime

Actual	November			Year to Date - November		
	2016	2017	% Change	2016	2017	% Change
Arson	0	0	--	2	0	-100.0%
Break & Enter	1	7	600.0%	41	50	22.0%
Theft Over	1	1	0.0%	27	26	-3.7%
Theft Under	2	11	450.0%	115	105	-8.7%
Have Stolen Goods	0	0	--	5	5	0.0%
Fraud	3	3	0.0%	32	37	15.6%
Mischief	3	3	0.0%	40	71	77.5%
Total	10	25	150.0%	262	294	12.2%



Drug Crime

Actual	November			Year to Date - November		
	2016	2017	% Change	2016	2017	% Change
Possession	1	0	-100.0%	9	8	-11.1%
Trafficking	1	0	-100.0%	1	1	0.0%
Importation and Production	0	0	--	1	0	-100.0%
Total	2	0	-100.0%	11	9	-18.2%



Detachment: 6G - HURON

Location code(s): 6G10 - EXETER

Area code(s): 6119 - Municipality of South Huron

Data source date: 2017/12/02

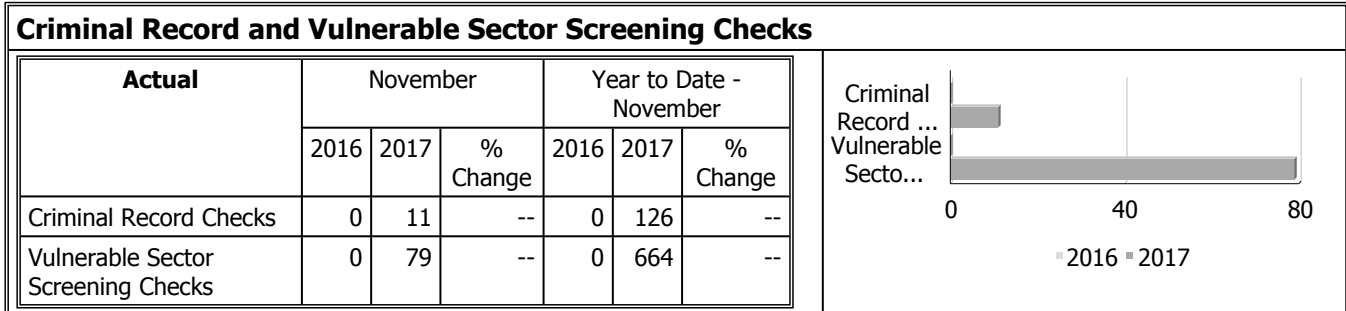
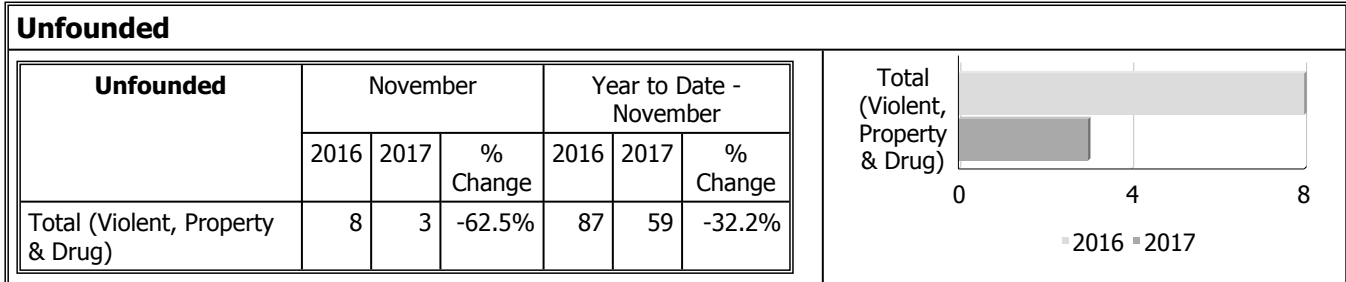
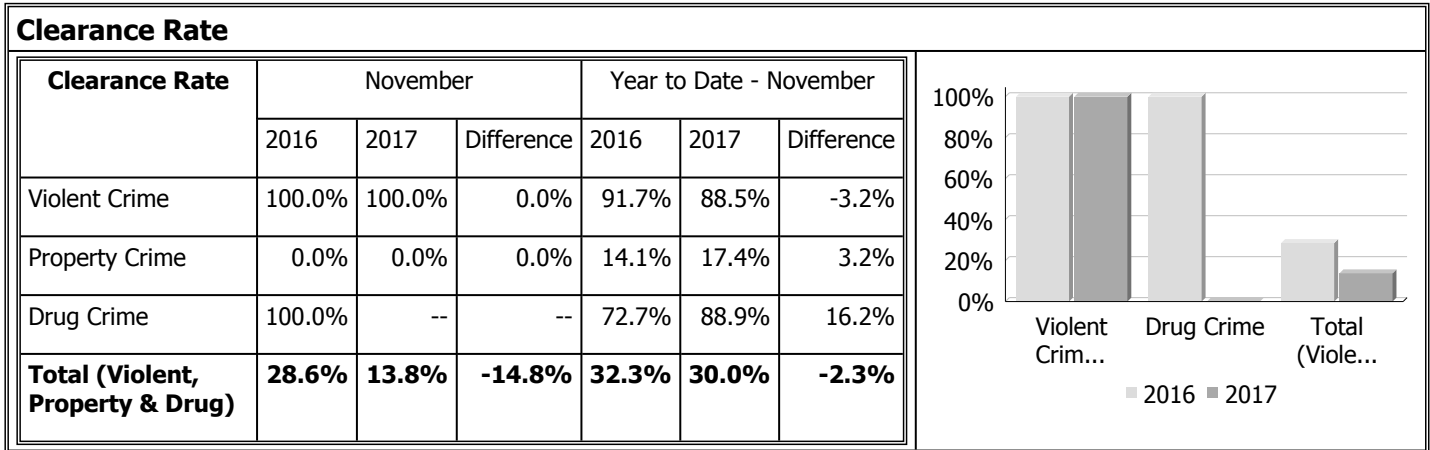
Report Generated by: Younan, Jason

Report Generated on:

Dec 5, 2017 12:14:12 PM

PP-CSC-Operational Planning-4300

**Police Services Board Report for South Huron
Records Management System
November - 2017**



Data contained within this report is dynamic in nature and numbers will change over time as the Ontario Provincial Police continue to investigate and solve crime.

Data Utilized

- Major Crimes
- Niche RMS All Offence Level Business Intelligence Cube

Detachment: 6G - HURON

Location code(s): 6G10 - EXETER

Area code(s): 6119 - Municipality of South Huron

Data source date:

2017/12/02

Report Generated by:

Younan, Jason

Report Generated on:

Dec 5, 2017 12:14:12 PM

PP-CSC-Operational Planning-4300

SOUTH HURON PSB REPORT – TRAFFIC STATISTICS

Offence	November 2016	November 2017	% Change
Traffic Complaint	20	17	-15
MVC Reportable	13	12	-7.69
RIDE	18	5	-72.22
Traffic Hazard	12	6	-50
Traffic Enforcement	8	7	-12.5
MVC Non-Report.	5	0	-100
Fail To Remain	1	0	-100
Impaired/Over 80	1	0	-100
Dangerous Operation	0	0	0
Other CC Drive	0	0	0
Total UCR Violations	63	30	-52.38

SOUTH HURON PSB REPORT – MEDIA RELEASES

BE PREPARED FOR THAT FIRST BLAST OF WINTER-LIKE WEATHER & ROAD CONDITIONS

(HURON COUNTY, ON) – Every year Huron County Ontario Provincial Police (OPP) officers respond to too many preventable collisions whenever the first blast of winter-like weather arrives. With a snow squall watch now in effect for Huron County drivers need to be prepared for possible hazardous driving conditions. The forecast is expected to bring us our first dose of heavy snow, flurries, and freezing temperatures and next to zero visibility.

Huron OPP is asking drivers to be part of the solution to reduce the number of preventable collisions during the 2017-2018 winter. Poor driving behaviour – **not** poor weather or road conditions – is often the primary contributing factor in many winter crashes.

“No other road safety partner can have as strong an influence on reducing the number of collisions during winter as drivers can through positive driving behaviour. During the winter months, the way people drive needs to be very different than the way they drive the rest of year” - OPP Deputy Commissioner Brad Blair

“The safety of our roads is always a top priority and we continue to work closely with our road safety partners to promote safe and responsible winter practices. Ontario winters can be challenging for drivers. Be sure to check road conditions on [MTO's Ontario 511 Traveller Information Services](#). Please stay alert, slow down and drive according to road and weather conditions.” - Steven Del Duca, Minister of Transportation

Over the winter months, the OPP will be providing a steady flow of safety-related tips, information and reminders on its social media sites in an effort to keep motorists on track with safe driving behaviour and to keep them informed about winter driving issues on our roads. One strong and recurring message people can expect to hear over winter is the need for every driver to **adjust their speed and slow right down when visibility and road conditions deteriorate and to avoid non-essential travel during these periods.**

Another important message will be the need for **all drivers to use their full set of headlights every day throughout the winter months.** Using your full set of headlights is the **only** way to completely engage your rear lights and this is critical in helping to reduce the risk of collisions when driving in poor visibility.

The OPP will also be encouraging drivers to use [MTO's Ontario 511 Traveller Information Services](#) which provides easy access to up-to-date winter information on road conditions and road closures on provincially maintained roads. Ontario 511 also provides voice-activated, hands-free service.

Do not call 911 or the OPP communication centre for road and weather updates as your call could be tying up a line for an emergency situation. Please dial 511, check with your local media outlet or online resources but do not call 911 for this information.

Drivers are also encouraged to equip their vehicle with an emergency survival kit. In an emergency situation having food, extra blankets, a first aid kit and a cell phone could save your life.

Further information pertaining emergency survival kits, vehicle preparation, and safe winter driving tips can be found by accessing the following link.

www.ontario.ca/winterdriving

Please drive cautiously and remember, when you see snow, go slow! Reducing preventable collisions on our roadways is our goal, please do your part as a safe driver.

BEWARE DEER CROSSING AHEAD

The Top Month For Deer Crashes Is November

(HURON COUNTY, ON) - Drivers need to take extra caution and care when travelling the roads this time of year. November is the month when Huron County experiences the highest number of motor vehicle collisions involving deer. In fact, a search of the Huron County Ontario Provincial Police (OPP) reportable deer collision data over the last 10 years shows November leads the way every year without exception.

Collisions with deer can and do happen throughout the calendar year, however, the two peak periods are between the months of October to January and May to June. Last year during the month of November a total of **64** deer crashes were reported to Huron County OPP. Just thirteen days into this November and the numbers show Huron County OPP officers have investigated **18** deer crashes.

Did you know the overall total of deer crashes for 2016 was **301**? This figure works out to approximately one third of all reportable motor vehicle collisions investigated by Huron OPP.

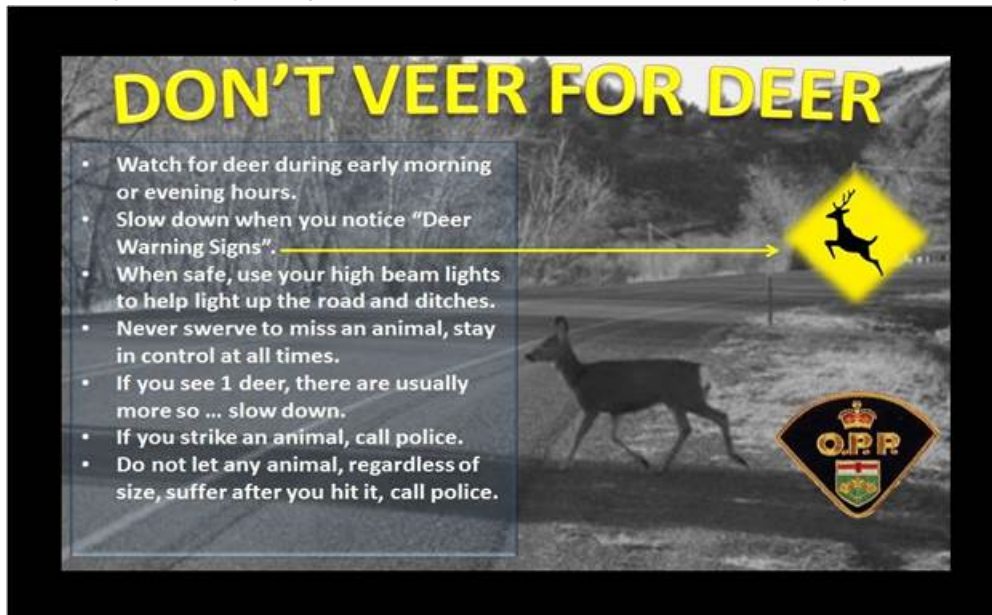
It is also good to know where the crashes are taking place in our county. Based on the frequencies of crashes in certain areas "Hot Spots" were identified. Some of the "Hot Spots" are as follows:

- Bluewater Veterans Highway (Highway 21) between Black's Point Road & Union Road

- Amberley Road (County 86) near Brussels Line (County 12)
- Huron Road (Highway 8) near Holmes Street
- Brussels Line (County 12) near Cranbrook Road
- Huron Road (Highway 8) near Front Road
- Huron Road (Highway 8) near Pondsview Road.

It should also be noted the bulk of the Motor Vehicle - Animal collisions take place around sunrise and sunset.

Knowing when and where the collisions are taking place is certainly helpful, however if you do encounter a deer during your travels please remember, **“Don’t Veer for Deer”**. Huron County OPP routinely investigates motor vehicle collisions where the driver takes evasive action by swerving to avoid a deer on the roadway. Often this results in the driver losing control and leaving the roadway. A property damage collision has now turned into a serious personal injury and sometimes deadly collision.



Should you have the misfortune of striking a deer, here are some tips on what to do next.

- Stay calm and pull your vehicle off to the side of the road as far as possible. Activate your 4-way flashers. Be visible and be aware of other vehicles when outside of your vehicle.
- Call 9-1-1 if you or your passengers are injured. If nobody is injured and the dollar value of the damage exceeds \$2,000, you are required to report the collision to police as soon as possible. Use the non-emergent line, 1-888-310-1122.
- If the dollar value of the damages are below \$2,000 and the vehicle is in a condition that is safe to drive, continue on your journey and later contact your insurance company.

HURON COUNTY OPP SUPPORTS MADD RED RIBBON CAMPAIGN

(HURON COUNTY, ON) – Huron County Ontario Provincial Police (OPP) officers will be teaming up with volunteers from the Huron-Bruce MADD (Mothers Against Drunk Driving) chapter today to help support their Red Ribbon Campaign.

This year marks the 30th anniversary for MADD Canada’s iconic red ribbon campaign. This very successful awareness campaign has been raising awareness about the risks and consequences of impaired driving for decades. Even though great strides have been made, impaired driving remains a deadly problem on Canada’s roadways.

Police know that the approaching holiday season brings an increase in the number of impaired drivers on Ontario roadways. Huron OPP encourages everyone to have a plan to get home before they get behind the wheel this holiday season. Huron OPP members will be vigilant about stopping vehicles and finding drivers that are impaired by any means.

The MADD Red Ribbon Campaign kickoff will be taking place today at **2:00 p.m.** in the Village of Blyth, near the intersection of London Road and Blyth Road. Members of the media will have the opportunity to take photos of the R.I.D.E program and will have the chance to speak with officers and volunteers with the local MADD chapter.

This campaign kickoff then leads into the launch of the 2017 OPP Festive RIDE (Reduce Impaired Driving Everywhere) Campaign that will begin on November 20, 2017 and continue on until January 6, 2018.

Huron County OPP officers charged 8 drivers with Impaired/Over 80 offences during the 2016 Festive RIDE Campaign.

LEARN MORE

<http://madd.ca/pages/>

<http://www.mto.gov.on.ca/english/safety/impaired-driving.shtml>

TOOLS STOLEN FROM UTILITY ROOM

(EXETER, ON) – Huron County Ontario Provincial Police (OPP) officers are investigating a recent theft of power tools that were stolen from an apartment building located in Exeter.

Sometime during the early morning hours of November 3, 2017 someone entered into the Sanders Street apartment buildings located on Sanders Street East in Exeter and proceeded to steal about \$1,000 worth of tools. The power tools were taken from an unlocked utility room.

The stolen Dewalt power tools consisted of two impact drills, a circular saw, a zip saw, a jig saw, an impact gun and various wrenches.

Any person with information regarding this incident should immediately contact Huron OPP at 1-888-310-1122 or (519) 524-8314.

Should you wish to remain anonymous, you may call Crime Stoppers at 1-800-222-TIPS (8477), where you may be eligible to receive a cash reward of up to \$2,000.

BULLYING AWARENESS – STAND UP TO BULLYING!

Bullying Awareness & Prevention Week

(HURON COUNTY, ON) - November 19-25, 2017 is Bullying Awareness & Prevention Week in Ontario. This is an opportunity to remind youth and parents of the dangers of bullying and to learn more about its effect on student learning and well-being. It is also an opportunity to raise awareness of solutions to help prevent crime and victimization.

Huron County Ontario Provincial Police (OPP) supports the efforts of community agencies collaborating and setting goals to promote bullying awareness and offer support to those who have fallen victim.

Bullying is known to cause serious physical and psychological harm such as depression, anxiety, and the increased risk of suicide. It can be a traumatic experience, and some forms of bullying can even be considered a criminal offence.

Huron OPP's Community Safety Officer (CSO) PC Jamie Stanley will be speaking to students this afternoon at St. James Catholic Elementary School in Seaforth about this serious issue. One of the messages that will be delivered to the students is bullying is not normal and is not acceptable. Whether it be at home, at school, in the workplace, in the arena or at the park.

Students will be encouraged to "Have Someone's Back" and to lend support to their friend, teammate or classmate when they recognize they are being bullied. Did you know it is reported that bullying will stop in the majority of cases within 10 seconds when someone intervenes. Students will be encouraged to become interveners rather than bystanders or participants.

Huron County OPP encourages parents to talk with their children and remind them that it is not acceptable for them to bully, be bullied, or stand by and watch as others are being bullied.

If you are being bullied, or know someone that is, remember you are never alone. There are many resources and supports available. These resources can help you develop strategies, connect with support services and identify healthy relationship alternatives. Some resources include: [Kids Help Phone](#), [Canadian Centre for Child Protection](#) and the [Government of Ontario website](#).

CRASH INVOLVING SCHOOL BUS CLOSES SECTION OF HIGHWAY 4

(SOUTH HURON, ON) - Huron County Ontario Provincial Police (OPP) officers are currently investigating a head-on crash that has occurred on London Road (Highway 4) north of Exeter.

Just after 3:30 p.m. Huron OPP, Huron County Paramedic Service & South Huron Fire Department – Exeter responded to the crash scene involving a four-door sedan and a school bus.

The driver of the car was trapped in his vehicle and had to be extricated from the vehicle by the responding fire crew. Upon extrication from his vehicle he was transported by air ambulance to a hospital in London. His injuries are considered to be life-threatening.

The 18 students and the school bus driver that were on the bus at the time of the crash all escaped injuries.

Members from the OPP Technical Collision Investigation (TCI) Team will be attending the scene to assist with the collision investigation.

London Road (Highway 4) is expected to be closed between Hurondale Road and MacDonald Road for the next several hours while the collision is investigated. Please take an alternate route to avoid delays.

ALMOST HALF OF THOSE WHO DIE IN ALCOHOL/DRUG-RELATED ROAD CRASHES ARE NOT THE IMPAIRED DRIVER

OPP Launches Festive R.I.D.E. Campaign (Nov. 24, 2017 – Jan. 2, 2018)

(HURON COUNTY, ON) – Over the past 15 years (since 2003), **987** people have died in preventable alcohol/drug-related collisions on Ontario Provincial Police (OPP)-patrolled roads.

Tragically, **464 (47 per cent)** of the **987** deceased were innocent victims in these crashes, while the other **523 (53 per cent)** were the at-fault impaired driver.

So far this year, 37 people have died in collisions linked to an alcohol or drug-impaired driver, 19 of whom were innocent victims. Sadly, 2017 marks the fourth consecutive year to see a higher number of innocent people killed than impaired drivers who caused the collision.

With the annual Festive "Reduce Impaired Driving Everywhere" (R.I.D.E.) campaign getting underway this week, the OPP wants road users to take away an important message from their traffic fatality data.

QUOTES

"The staggering number of innocent people who die in alcohol or drug-related collisions tells us that minding our own business about impaired drivers is the wrong thing to do. When you see an impaired driver on the road, call 9-1-1. If you are out with someone who is impaired and about to drive, present them with an alternative. If they proceed to drive, call 9-1-1. As difficult as it may be to report someone you know to police, living with the decision not to is far worse if that driver goes on to kill someone or themselves in a crash."

– OPP Deputy Commissioner Brad Blair, Provincial Commander, Traffic Safety and Operational Support.

"As we gather with family and friends this holiday season, let's make safety a priority by planning ahead. Whether arranging for a designated driver, taking public transit, or suggesting alternate arrangements for someone you think is impaired – simple steps can ensure everybody arrives home safely."

— Marie-France Lalonde, Minister of Community Safety and Correctional Services

DID YOU KNOW?

Through the OPP Drug Evaluation and Classification Program, officers are trained as Drug Recognition Evaluators, giving them the authority and tools needed to detect drug-impaired drivers.

As of October 2, 2016, Ontario legislation carries penalties for drug-impaired driving that match those already in place for alcohol-impaired drivers.

A [Warn Range Suspension](#) can be issued to drivers whose Blood Alcohol Concentration falls within the 0.05 to 0.08 range.

THIEF MAKES THE ROUNDS NEAR SHIPKA

(SOUTH HURON, ON) - Huron County Ontario Provincial Police (OPP) officers are investigating seven reported thefts from vehicles that occurred last week near Shipka.

All of the thefts took place sometime during the late evening hours on November 22, 2017 into the early morning hours of November 23, 2017. Most of the thefts took place on Crediton Road between Corbett Line & Blackbush Line.

As in the case of most thefts from vehicles, these vehicles were left unlocked with valuables inside. Out of the seven cases, six had property stolen.

Some of the stolen items included: \$1500 worth of power tools, a wallet, loose change, a GPS system and vehicle ignition keys. Vehicle owners are once again reminded of the importance of taking a second to lock up your vehicle. Theft from vehicles is largely a crime of opportunity, please do your part in keeping your community safe by removing the opportunity.

Make it a habit to always secure your vehicle, remove your ignition key and any valuables from your vehicle. Should you see suspicious activity in your neighborhood please contact police.



Any person with information regarding any of these incidents should immediately contact Huron OPP at 1-888-310-1122 or (519) 524-8314. Should you wish to remain anonymous, you may call Crime Stoppers at 1-800-222-TIPS (8477), where you may be eligible to receive a cash reward of up to \$2,000.

HOME RANSACKED NEAR SHIPKA

(SOUTH HURON, ON) – Huron County Ontario Provincial Police (OPP) officers are currently investigating a break, enter and theft that took place near Shipka last week.

Sometime between 6:10 a.m. and 4:50 p.m. on Friday, November 24, 2017 someone forced entry into the unoccupied home through the garage and proceeded to ransack the home looking for valuables. In total about \$3,000 in property was stolen. Some of the stolen items included: a 40 inch flat screen television, various pieces of jewellery, luggage and several bottles of alcohol (spirits).

Any person with information regarding this incident should immediately contact Huron OPP at 1-888-310-1122 or (519) 524-8314.

Should you wish to remain anonymous, you may call Crime Stoppers at 1-800-222-TIPS (8477), where you may be eligible to receive a cash reward of up to \$2,000.

BREAK-IN AT GRAND COVE ESTATES

(SOUTH HURON, ON) – Huron County Ontario Provincial Police (OPP) officers are investigating a break, enter and theft that has occurred at the Grand Cove Estates gated community located on Bluewater Veteran's Highway just north of Grand Bend.

Sometime between 10:00 p.m. on November 25, 2017 and 9:00 a.m. on November 26, 2017 someone entered into the clubhouse area and stole some items from within.

A Sharp 52" flat screen television, an Epiphone Les Paul electric guitar, a bass guitar, a stereo amplifier and some stage lights were stolen. In total the stolen items are valued at about \$1,200.

Any person with information regarding this incident should immediately contact Huron OPP at 1-888-310-1122 or (519) 524-8314.

Should you wish to remain anonymous, you may call Crime Stoppers at 1-800-222-TIPS (8477), where you may be eligible to receive a cash reward of up to \$2,000.

SENIOR'S SAFE DRIVING PRESENTATION - GODERICH

(HURON COUNTY, ON) - Maybe you just celebrated your 80th birthday and you have some questions as to the Ontario driver's licence renewal program or maybe you just want to get some handy tips on how to properly adjust your vehicle mirrors and how to properly navigate a roundabout, if so, the Safe Senior's Driving Presentation will be of value to you.

The Royal Canadian Legion in Goderich in partnership with the Coalition for Huron Injury Prevention (CHIP) Committee will be hosting a Senior's Safe Driving Presentation between 1:00 p.m. and 3:00 p.m. on Thursday, November 30, 2017 at the Goderich Legion, located at 56 Kingston Street.

Speakers from the Huron County Ontario Provincial Police (OPP) Detachment and the Ministry of Transportation (MTO) will be discussing topics such as:

- The Senior's Driver's Licence Renewal Program
- Group Education Session Test Tips
- Vehicle Maintenance and How to Properly Adjust Your Mirrors and Seat.
- How Medication Can Affect Your Driving
- "The Acid Test" – A tool used to help determine when you should "give up your keys".
- How to Navigate a Roundabout

Huron OPP will also have the "Fatal Vision" Marijuana goggles available for those that would like to learn more about how marijuana can impair one's ability to drive safely.

The CHIP committee will also be giving away a couple door prizes so please drop-in tomorrow at the Goderich Legion; you don't need to pre-register and there is no admission charge.

BREAK-IN AT COMPUTER STORE

(EXETER, ON) – Huron County Ontario Provincial Police (OPP) are currently investigating a recent break, enter and theft of computers from business located on Main Street South in Exeter.

Just after 5:00 a.m. on Monday, November 27, 2017 Huron OPP officers responded to a front door alarm located at JTM Computers in Exeter. Officers and the key holder arrived within minutes however the thief had already departed.

Police noticed the thief gained access into the building by removing the pins from the exterior hinges on the front door. Once inside, the thief stole three Acer brand laptop computers from a display case.

Two of the stolen laptops are black Acer Aspire 5 models and one is a black Acer Aspire E15. The total value of the stolen computers is \$1,500.

Any person with information regarding this incident should immediately contact Huron OPP at 1-888-310-1122 or (519) 524-8314.

Should you wish to remain anonymous, you may call Crime Stoppers at 1-800-222-TIPS (8477), where you may be eligible to receive a cash reward of up to \$2,000.



Calls For Service (CFS) Billing Summary Report

Municipality of South Huron November - 2017

Billing Categories <i>(Billing categories below do not match traditional crime groupings)</i>		2017				2016			
		November	Year to Date	Time Standard	Year To Date Weighted Hours	November	Year to Date	Time Standard	Year To Date Weighted Hours
Violent Criminal Code	Sexual Assault With a Weapon	0	0		0.0	0	1	15.1	15.1
	Sexual Assault	0	10	15.1	151.0	0	16	15.1	241.6
	Sexual Interference	0	1	15.1	15.1	0	0		0.0
	Aggravated Assault-Level 3	0	0		0.0	0	2	15.1	30.2
	Assault With Weapon or Causing Bodily Harm-Level 2	0	11	15.1	166.1	0	9	15.1	135.9
	Assault-Level 1	2	30	15.1	453.0	1	24	15.1	362.4
	Pointing a Firearm	0	0		0.0	0	1	15.1	15.1
	Forcible confinement	0	0		0.0	0	4	15.1	60.4
	Robbery -Master code	0	0		0.0	0	1	15.1	15.1
	Robbery - Other	0	0		0.0	0	1	15.1	15.1
	Criminal Harassment	0	16	15.1	241.6	0	14	15.1	211.4
	Indecent/Harassing Communications	0	1	15.1	15.1	0	0		0.0
	Utter Threats -Master code	0	0		0.0	1	5	15.1	75.5
	Utter Threats to Person	3	20	15.1	302.0	2	29	15.1	437.9
	Utter Threats to Person -Government Employee (non-police)	1	1	15.1	15.1	0	0		0.0
Total	6	90	15.1	1,359.0	4	107	15.1	1,615.7	
Property Crime Violations	Arson - Building	0	0		0.0	0	2	7.6	15.2
	Break & Enter	7	50	7.6	380.0	2	45	7.6	342.0
	Unlawful in a dwelling house	0	1	7.6	7.6	0	1	7.6	7.6
	Break & Enter - Firearms	0	3	7.6	22.8	0	0		0.0
	Theft Over - Construction Site	0	1	7.6	7.6	0	0		0.0
	Theft Over - Trailers	0	1	7.6	7.6	0	1	7.6	7.6
	Theft Over - Other Theft	0	4	7.6	30.4	0	1	7.6	7.6
	Theft of - Mail	0	2	7.6	15.2	0	2	7.6	15.2
	Theft FROM Motor Vehicle Over \$5,000	0	0		0.0	0	1	7.6	7.6
	Theft of Motor Vehicle	1	2	7.6	15.2	0	3	7.6	22.8
	Theft of - Automobile	0	5	7.6	38.0	2	9	7.6	68.4
	Theft of - Trucks	0	6	7.6	45.6	0	5	7.6	38.0
	Theft of - Motorcycles	0	2	7.6	15.2	0	4	7.6	30.4



Calls For Service (CFS) Billing Summary Report

Municipality of South Huron November - 2017

Billing Categories <i>(Billing categories below do not match traditional crime groupings)</i>		2017				2016			
		November	Year to Date	Time Standard	Year To Date Weighted Hours	November	Year to Date	Time Standard	Year To Date Weighted Hours
Property Crime Violations	Theft of - Snow Vehicles	0	0		0.0	0	1	7.6	7.6
	Theft of - All Terrain Vehicles	0	3	7.6	22.8	0	4	7.6	30.4
	Theft of - Farm Vehicles	0	1	7.6	7.6	0	0		0.0
	Theft of - Construction Vehicles	0	1	7.6	7.6	0	0		0.0
	Theft of - Other Motor Vehicles	0	0		0.0	0	1	7.6	7.6
	Theft Under -master code	1	4	7.6	30.4	0	6	7.6	45.6
	Theft under - Farm Equipment	0	1	7.6	7.6	0	1	7.6	7.6
	Theft Under - Construction Site	0	1	7.6	7.6	0	0		0.0
	Theft under - Bicycles	1	12	7.6	91.2	0	24	7.6	182.4
	Theft under - Building	0	2	7.6	15.2	0	2	7.6	15.2
	Theft under - Persons	0	1	7.6	7.6	0	3	7.6	22.8
	Theft under - Other Theft	1	27	7.6	205.2	3	45	7.6	342.0
	Theft under - Boat (Vessel)	0	0		0.0	0	1	7.6	7.6
	Theft Under - Gasoline Drive-off	0	4	7.6	30.4	0	2	7.6	15.2
	Theft FROM Motor Vehicle Under \$5,000	8	47	7.6	357.2	0	35	7.6	266.0
	Theft Under \$5,000 [SHOPLIFTING]	0	10	7.6	76.0	0	4	7.6	30.4
	Possession of Stolen Goods over \$5,000	0	3	7.6	22.8	0	1	7.6	7.6
	Possession of Stolen Goods under \$5,000	0	2	7.6	15.2	0	4	7.6	30.4
	Fraud -Master code	0	2	7.6	15.2	0	0		0.0
	Fraud - Steal/Forge/Poss./ Use Credit Card	0	2	7.6	15.2	0	7	7.6	53.2
	Fraud - False Pretence <= \$5,000	0	1	7.6	7.6	0	1	7.6	7.6
Fraud - Forgery & Uttering	0	3	7.6	22.8	0	1	7.6	7.6	
Fraud - Account closed	0	0		0.0	0	1	7.6	7.6	
Fraud - Fraud through mails	0	1	7.6	7.6	1	2	7.6	15.2	



Calls For Service (CFS) Billing Summary Report

Municipality of South Huron November - 2017

Billing Categories <i>(Billing categories below do not match traditional crime groupings)</i>		2017				2016			
		November	Year to Date	Time Standard	Year To Date Weighted Hours	November	Year to Date	Time Standard	Year To Date Weighted Hours
Property Crime Violations	Fraud -Money/property/security > \$5,000	0	5	7.6	38.0	0	2	7.6	15.2
	Fraud -Money/property/security <= \$5,000	1	11	7.6	83.6	2	9	7.6	68.4
	Fraud - Welfare benefits	0	0		0.0	0	1	7.6	7.6
	Fraud - Other	2	16	7.6	121.6	1	11	7.6	83.6
	Personation with Intent (fraud)	0	1	7.6	7.6	0	1	7.6	7.6
	False Pretence -other	0	0		0.0	0	1	7.6	7.6
	Fraud - False Pretence > \$5,000	0	0		0.0	0	1	7.6	7.6
	Identity Fraud	0	0		0.0	0	2	7.6	15.2
	Mischief - master code	4	69	7.6	524.4	3	43	7.6	326.8
	Mischief [Graffiti - Non Gang Related]	0	2	7.6	15.2	0	0		0.0
	Interfere with lawful use, enjoyment of property	0	2	7.6	15.2	0	3	7.6	22.8
	Property Damage	0	2	7.6	15.2	0	1	7.6	7.6
	Total	26	313	7.6	2,378.8	14	295	7.6	2,242.0
Other Criminal Code Violations (Excluding traffic)	Offensive Weapons-Possession of Weapons	0	1	7.6	7.6	0	2	7.6	15.2
	Offensive Weapons-Prohibited	0	1	7.6	7.6	0	0		0.0
	Offensive Weapons-Other Offensive Weapons	0	1	7.6	7.6	0	0		0.0
	Bail Violations - Master code	0	0		0.0	0	1	7.6	7.6
	Bail Violations - Fail To Comply	0	13	7.6	98.8	1	13	7.6	98.8
	Bail Violations - Fail To Appear	0	0		0.0	0	2	7.6	15.2
	Bail Violations - Promise To Appear	0	0		0.0	0	1	7.6	7.6
	Bail Violations - Appearance Notice	0	4	7.6	30.4	0	2	7.6	15.2
	Bail Violations - Others	0	0		0.0	0	4	7.6	30.4
	Bail Violations - Disobey Summons	0	1	7.6	7.6	0	1	7.6	7.6
	Bail Violations - Recognizance	0	1	7.6	7.6	0	3	7.6	22.8



Calls For Service (CFS) Billing Summary Report

Municipality of South Huron November - 2017

Billing Categories <i>(Billing categories below do not match traditional crime groupings)</i>		2017				2016			
		November	Year to Date	Time Standard	Year To Date Weighted Hours	November	Year to Date	Time Standard	Year To Date Weighted Hours
Other Criminal Code Violations (Excluding traffic)	Possession Of Counterfeit Money	0	1	7.6	7.6	0	0		0.0
	Uttering Counterfeit Money	0	2	7.6	15.2	0	0		0.0
	Counterfeit Money - Others	0	5	7.6	38.0	0	0		0.0
	Disturb the Peace	0	5	7.6	38.0	0	7	7.6	53.2
	Indecent acts -Master code	0	1	7.6	7.6	0	1	7.6	7.6
	Indecent acts - exposure to person under 14	0	1	7.6	7.6	0	0		0.0
	Child Pornography - Master code	0	1	7.6	7.6	0	0		0.0
	Child Pornography - Making or distributing	1	3	7.6	22.8	0	1	7.6	7.6
	Public Morals	0	1	7.6	7.6	0	0		0.0
	Obstruct Public Peace Officer	0	1	7.6	7.6	0	2	7.6	15.2
	Trespass at Night	1	6	7.6	45.6	0	2	7.6	15.2
	Fail to Attend Court	2	3	7.6	22.8	0	4	7.6	30.4
	Breach of Probation	3	24	7.6	182.4	1	29	7.6	220.4
	Utter Threats to Property / Animals	0	0		0.0	0	1	7.6	7.6
	Obstruct Justice/Fabricate Evidence	0	0		0.0	1	1	7.6	7.6
	Common nuisance	0	1	7.6	7.6	0	0		0.0
	Total	7	77	7.6	585.2	3	77	7.6	585.2
Drug Possession	Possession Other Controlled Drugs and Substance Act	0	4	6.2	24.8	0	4	6.2	24.8
	Possession Cannabis	0	3	6.2	18.6	1	4	6.2	24.8
	Possession - Methamphetamine (Crystal Meth)	0	2	6.2	12.4	0	1	6.2	6.2
	Drug related occurrence	0	2	6.2	12.4	0	7	6.2	43.4
	Total	0	11	6.2	68.2	1	16	6.2	99.2
Drugs	Trafficking Cannabis	0	0		0.0	1	1	33.9	33.9
	Trafficking - Methamphetamine (Crystal Meth)	0	1	33.9	33.9	0	0		0.0
	Production Cannabis (Marihuana) (Cultivation)	0	0		0.0	0	3	33.9	101.7



Calls For Service (CFS) Billing Summary Report

Municipality of South Huron November - 2017

Billing Categories <i>(Billing categories below do not match traditional crime groupings)</i>		2017				2016			
		November	Year to Date	Time Standard	Year To Date Weighted Hours	November	Year to Date	Time Standard	Year To Date Weighted Hours
Drugs	DRUG Operation - Residential Grow [Indoor]	0	0		0.0	0	1	33.9	33.9
	DRUG Operation - Residential Grow [Outdoor]	0	1	33.9	33.9	0	0		0.0
	Total	0	2	33.9	67.8	1	5	33.9	169.5
Statutes & Acts	Landlord/Tenant	2	14	3.1	43.4	0	17	3.1	52.7
	Mental Health Act	2	23	3.1	71.3	3	29	3.1	89.9
	Mental Health Act - No contact with Police	0	3	3.1	9.3	1	4	3.1	12.4
	Mental Health Act - Attempt Suicide	1	9	3.1	27.9	0	7	3.1	21.7
	Mental Health Act û Threat of Suicide	1	11	3.1	34.1	1	15	3.1	46.5
	Mental Health Act - Voluntary Transport	0	4	3.1	12.4	0	2	3.1	6.2
	Mental Health Act - Placed on Form	0	7	3.1	21.7	0	0		0.0
	Custody Dispute	0	1	3.1	3.1	1	1	3.1	3.1
	Trespass To Property Act	1	18	3.1	55.8	3	29	3.1	89.9
	Total	7	90	3.1	279.0	9	104	3.1	322.4
	Operational	Animal -Master code	0	2	3.4	6.8	0	1	3.4
Animal - Bear Complaint		0	0		0.0	0	3	3.4	10.2
Animal - Left in Vehicle		0	1	3.4	3.4	0	2	3.4	6.8
Animal Rabid		0	0		0.0	0	4	3.4	13.6
Animal Bite		0	2	3.4	6.8	0	1	3.4	3.4
Animal Stray		0	4	3.4	13.6	0	8	3.4	27.2
Animal Injured		0	4	3.4	13.6	0	3	3.4	10.2
Animal - Other		2	12	3.4	40.8	0	15	3.4	51.0
Animal - Dog Owners Liability Act		0	0		0.0	0	6	3.4	20.4
Alarm -Master code		0	3	3.4	10.2	1	4	3.4	13.6
Alarm -Others		1	9	3.4	30.6	0	2	3.4	6.8
Domestic Disturbance		2	54	3.4	183.6	6	54	3.4	183.6
Suspicious Person		3	114	3.4	387.6	5	109	3.4	370.6
Phone -Master code		0	1	3.4	3.4	0	0		0.0
Phone -Nuisance - No Charges Laid		1	6	3.4	20.4	1	13	3.4	44.2
Phone -Threatening - No Charges Laid		0	1	3.4	3.4	0	2	3.4	6.8



Calls For Service (CFS) Billing Summary Report

Municipality of South Huron November - 2017

Billing Categories <i>(Billing categories below do not match traditional crime groupings)</i>		2017				2016			
		November	Year to Date	Time Standard	Year To Date Weighted Hours	November	Year to Date	Time Standard	Year To Date Weighted Hours
Operational	Phone -Other - No Charges Laid	0	3	3.4	10.2	0	5	3.4	17.0
	False Fire Alarm - Building	0	1	3.4	3.4	0	1	3.4	3.4
	Fire - Building	0	2	3.4	6.8	0	1	3.4	3.4
	Fire - Vehicle	0	6	3.4	20.4	0	2	3.4	6.8
	Fire - Other	0	2	3.4	6.8	0	4	3.4	13.6
	Insecure Condition - Master code	0	1	3.4	3.4	0	0		0.0
	Insecure Condition - Building	0	4	3.4	13.6	0	2	3.4	6.8
	Insecure Condition - Others	0	0		0.0	0	1	3.4	3.4
	Missing Person under 12	0	1	3.4	3.4	0	1	3.4	3.4
	Missing Person 12 & older	0	5	3.4	17.0	0	7	3.4	23.8
	Missing Person Located Under 12	0	1	3.4	3.4	0	1	3.4	3.4
	Missing Person Located 12 & older	0	1	3.4	3.4	0	17	3.4	57.8
	Noise Complaint - Master code	0	0		0.0	1	2	3.4	6.8
	Noise Complaint - Vehicle	0	2	3.4	6.8	0	1	3.4	3.4
	Noise Complaint - Residence	1	29	3.4	98.6	2	37	3.4	125.8
	Noise Complaint - Business	0	0		0.0	0	1	3.4	3.4
	Noise Complaint - Animal	0	3	3.4	10.2	0	0		0.0
	Noise Complaint - Others	0	6	3.4	20.4	1	8	3.4	27.2
	Accident - non-MVC - Industrial	0	1	3.4	3.4	0	0		0.0
	Accident - non-MVC - Commercial	0	1	3.4	3.4	0	1	3.4	3.4
	Found Property - Master code	0	13	3.4	44.2	1	13	3.4	44.2
	Found - License Plate	0	1	3.4	3.4	0	1	3.4	3.4
	Found - Vehicle Accessories	0	0		0.0	0	1	3.4	3.4
	Found-Personal Accessories	1	16	3.4	54.4	1	13	3.4	44.2
Found-Household Property	0	2	3.4	6.8	1	6	3.4	20.4	



Calls For Service (CFS) Billing Summary Report

Municipality of South Huron November - 2017

Billing Categories <i>(Billing categories below do not match traditional crime groupings)</i>		2017				2016			
		November	Year to Date	Time Standard	Year To Date Weighted Hours	November	Year to Date	Time Standard	Year To Date Weighted Hours
Operational	Found-Office Machines & Equipment	1	1	3.4	3.4	0	0		0.0
	Found-Radio,TV,Sound-Reprod. Equip.	0	0		0.0	0	2	3.4	6.8
	Found-Sporting Goods, Hobby Equip.	0	1	3.4	3.4	0	0		0.0
	Found-Machinery & Tools	0	2	3.4	6.8	0	1	3.4	3.4
	Found-Bicycles	0	15	3.4	51.0	0	16	3.4	54.4
	Found-Others	0	10	3.4	34.0	1	10	3.4	34.0
	Lost Property -Master code	0	6	3.4	20.4	0	7	3.4	23.8
	Lost License Plate	0	2	3.4	6.8	1	6	3.4	20.4
	Lost Disabled Parking Permit	0	0		0.0	0	1	3.4	3.4
	Lost - Computer, parts & accessories	0	0		0.0	0	1	3.4	3.4
	Lost - Vehicle Accessories	0	0		0.0	0	1	3.4	3.4
	Lost-Personal Accessories	0	8	3.4	27.2	1	8	3.4	27.2
	Lost-Radio,TV,Sound-Reprod. Equip.	0	0		0.0	0	1	3.4	3.4
	Lost-Others	0	0		0.0	0	3	3.4	10.2
	Sudden Death - Suicide	0	2	3.4	6.8	0	2	3.4	6.8
	Sudden Death - Natural Causes	1	10	3.4	34.0	4	14	3.4	47.6
	Sudden Death - Others	0	1	3.4	3.4	1	2	3.4	6.8
	Suspicious Vehicle	2	33	3.4	112.2	5	36	3.4	122.4
	Trouble with Youth	2	13	3.4	44.2	3	28	3.4	95.2
	Medical Assistance - Master code	0	1	3.4	3.4	0	1	3.4	3.4
	Medical Assistance - Defibrillator	0	0		0.0	0	1	3.4	3.4
	Medical Assistance - Other	0	3	3.4	10.2	0	8	3.4	27.2
	Vehicle Recovered - Automobile	0	3	3.4	10.2	1	8	3.4	27.2
Vehicle Recovered - Trucks	0	1	3.4	3.4	0	1	3.4	3.4	
Vehicle Recovered - All Terrain Veh	0	1	3.4	3.4	0	0		0.0	



Calls For Service (CFS) Billing Summary Report

Municipality of South Huron November - 2017

Billing Categories <i>(Billing categories below do not match traditional crime groupings)</i>		2017				2016			
		November	Year to Date	Time Standard	Year To Date Weighted Hours	November	Year to Date	Time Standard	Year To Date Weighted Hours
Operational	Vehicle Recovered - Farm Vehicles	0	1	3.4	3.4	0	1	3.4	3.4
	Vehicle Recovered - Other	0	1	3.4	3.4	0	0		0.0
	Unwanted Persons	1	12	3.4	40.8	0	20	3.4	68.0
	Neighbour Dispute	0	47	3.4	159.8	0	65	3.4	221.0
	By-Law -Master code	0	0		0.0	0	2	3.4	6.8
	Noise By-Law	0	1	3.4	3.4	0	1	3.4	3.4
	Firearms (Discharge) By-Law	0	1	3.4	3.4	0	0		0.0
	Other Municipal By-Laws	0	6	3.4	20.4	1	14	3.4	47.6
	Traffic By-Law	0	3	3.4	10.2	1	2	3.4	6.8
	Assist Fire Department	0	4	3.4	13.6	0	5	3.4	17.0
	Assist Public	10	169	3.4	574.6	14	198	3.4	673.2
	Compassionate Message	0	2	3.4	6.8	0	0		0.0
	Family Dispute	2	46	3.4	156.4	5	53	3.4	180.2
	Suspicious Package	0	1	3.4	3.4	0	0		0.0
	Protest - Demonstration	0	0		0.0	0	1	3.4	3.4
	Total	30	721	3.4	2,451.4	58	873	3.4	2,968.2
Operational2	False Alarm-Accidental Trip	4	40	1.2	48.0	8	47	1.2	56.4
	False Alarm-Malfunction	3	42	1.2	50.4	3	53	1.2	63.6
	False Holdup Alarm-Malfunction	0	1	1.2	1.2	0	1	1.2	1.2
	False Alarm -Others	2	31	1.2	37.2	2	24	1.2	28.8
	False Alarm - Cancelled	1	30	1.2	36.0	3	30	1.2	36.0
	Keep the Peace	1	11	1.2	13.2	4	21	1.2	25.2
	911 call / 911 hang up	12	107	1.2	128.4	2	139	1.2	166.8
	911 hang up - Pocket Dial	2	23	1.2	27.6	5	12	1.2	14.4
	911 call - Dropped Cell	0	13	1.2	15.6	1	8	1.2	9.6
	Total	25	298	1.2	357.6	28	335	1.2	402.0
Traffic	MVC (MOTOR VEHICLE COLLISION) -Master code	0	0		0.0	0	2	3.4	6.8
	MVC - Personal Injury (MOTOR VEHICLE COLLISION)	0	5	3.4	17.0	1	8	3.4	27.2



Calls For Service (CFS) Billing Summary Report

Municipality of South Huron November - 2017

Billing Categories <i>(Billing categories below do not match traditional crime groupings)</i>		2017				2016			
		November	Year to Date	Time Standard	Year To Date Weighted Hours	November	Year to Date	Time Standard	Year To Date Weighted Hours
Traffic	MVC - Prop. Dam. Non Reportable	0	37	3.4	125.8	5	40	3.4	136.0
	MVC - Prop. Dam. Reportable (MOTOR VEHICLE COLLISION)	5	38	3.4	129.2	8	43	3.4	146.2
	MVC - Prop. Dam. Failed to Remain (MOTOR VEHICLE COLLISION)	0	10	3.4	34.0	0	11	3.4	37.4
	MVC - Pers. Inj. Failed To Remain (MOTOR VEHICLE COLLISION)	0	0		0.0	0	1	3.4	3.4
	MVC - Others (MOTOR VEHICLE COLLISION)	0	0		0.0	0	3	3.4	10.2
	Total	5	90	3.4	306.0	14	108	3.4	367.2
Total	106	1,692		7,853.0	132	1,920		8,771.4	

Note to Detachment Commanders:

- The content of each report is to be shared by the Detachment Commander only with the municipality for which it was generated. The municipality may treat this as a public document and distribute it as they wish.
- All data is sourced from the Niche RMS application. Included are 'reported' occurrences (actuals and unfounded occurrences) for 'billable' occurrences ONLY. Data is refreshed on a weekly basis.
- The Traffic category includes motor vehicle collision (MVC) occurrences entered into Niche (UCR code 8521). MVCs are NOT sourced from the eCRS application for this report.
- Only the primary violation is counted within an occurrence.
- Time standards displayed are for the 2017 billing period.

Note to Municipalities:

- Data contained within this report is dynamic in nature and numbers will change over time as the Ontario Provincial Police continues to investigate and solve crime.
- This report is NOT to be used for crime trend analysis as not all occurrences are included.
- Data groupings within this report do not match traditional crime groupings seen in other public reports such as the OPP Police Services Board reports or Statistics Canada reporting.