

SOUTH HURON
POLICE SERVICES BOARD REPORT



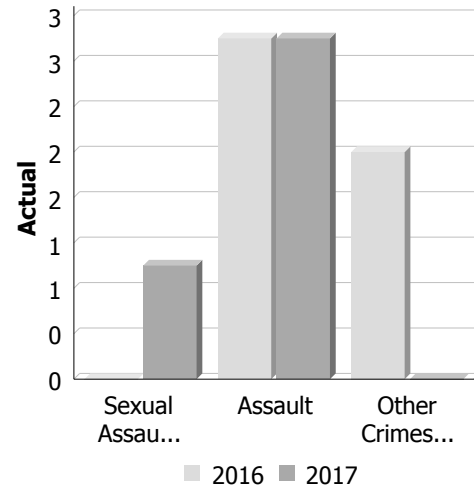
DECEMBER
2017

Inspector Jason Younan – Detachment Commander

**Police Services Board Report for Municipality of South Huron
Records Management System
December - 2017**

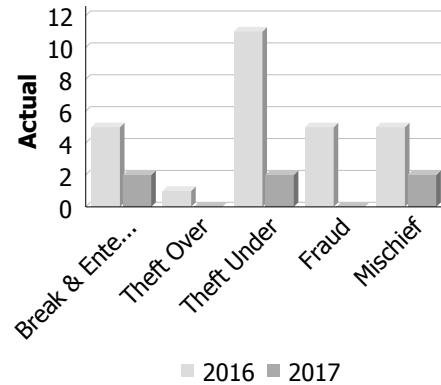
Violent Crime

| Actual | December | | | Year to Date - December | | |
|-------------------------------|----------|----------|---------------|-------------------------|-----------|---------------|
| | 2016 | 2017 | % Change | 2016 | 2017 | % Change |
| Murder | 0 | 0 | -- | 0 | 0 | -- |
| Other Offences Causing Death | 0 | 0 | -- | 0 | 0 | -- |
| Attempted Murder | 0 | 0 | -- | 0 | 0 | -- |
| Sexual Assault | 0 | 1 | -- | 11 | 10 | -9.1% |
| Assault | 3 | 3 | 0.0% | 33 | 38 | 15.2% |
| Abduction | 0 | 0 | -- | 4 | 0 | -100.0% |
| Robbery | 0 | 0 | -- | 2 | 0 | -100.0% |
| Other Crimes Against a Person | 2 | 0 | -100.0% | 15 | 8 | -46.7% |
| Total | 5 | 4 | -20.0% | 65 | 56 | -13.8% |



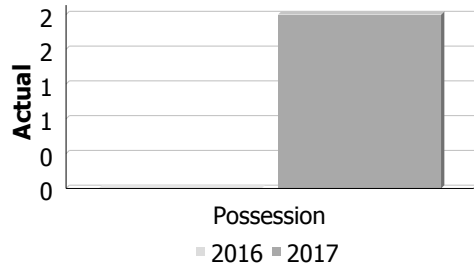
Property Crime

| Actual | December | | | Year to Date - December | | |
|-------------------|-----------|----------|---------------|-------------------------|------------|--------------|
| | 2016 | 2017 | % Change | 2016 | 2017 | % Change |
| Arson | 0 | 0 | -- | 2 | 0 | -100.0% |
| Break & Enter | 5 | 2 | -60.0% | 46 | 54 | 17.4% |
| Theft Over | 1 | 0 | -100.0% | 28 | 26 | -7.1% |
| Theft Under | 11 | 2 | -81.8% | 126 | 119 | -5.6% |
| Have Stolen Goods | 0 | 0 | -- | 5 | 5 | 0.0% |
| Fraud | 5 | 0 | -100.0% | 37 | 37 | 0.0% |
| Mischief | 5 | 2 | -60.0% | 45 | 77 | 71.1% |
| Total | 27 | 6 | -77.8% | 289 | 318 | 10.0% |



Drug Crime

| Actual | December | | | Year to Date - December | | |
|----------------------------|----------|----------|-----------|-------------------------|-----------|-------------|
| | 2016 | 2017 | % Change | 2016 | 2017 | % Change |
| Possession | 0 | 2 | -- | 9 | 10 | 11.1% |
| Trafficking | 0 | 0 | -- | 1 | 1 | 0.0% |
| Importation and Production | 0 | 0 | -- | 1 | 0 | -100.0% |
| Total | 0 | 2 | -- | 11 | 11 | 0.0% |



Detachment: 6G - HURON

Location code(s): 6G10 - EXETER

Area code(s): 6119 - Municipality of South Huron

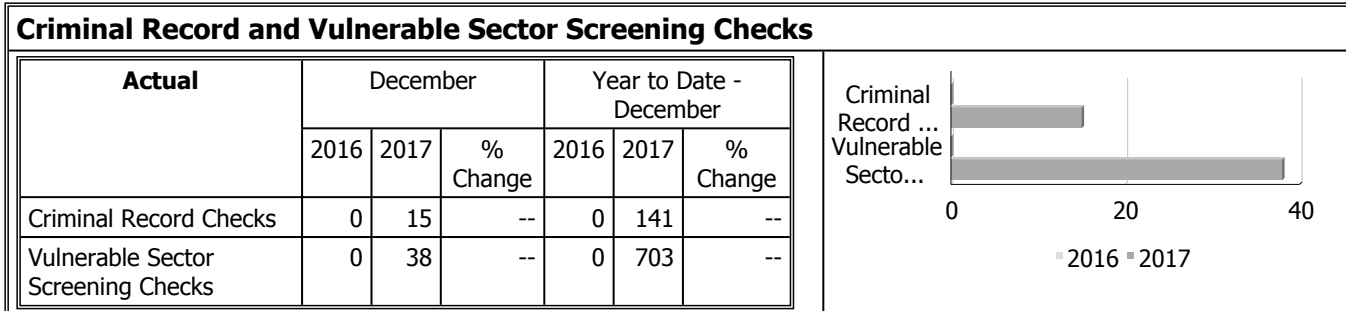
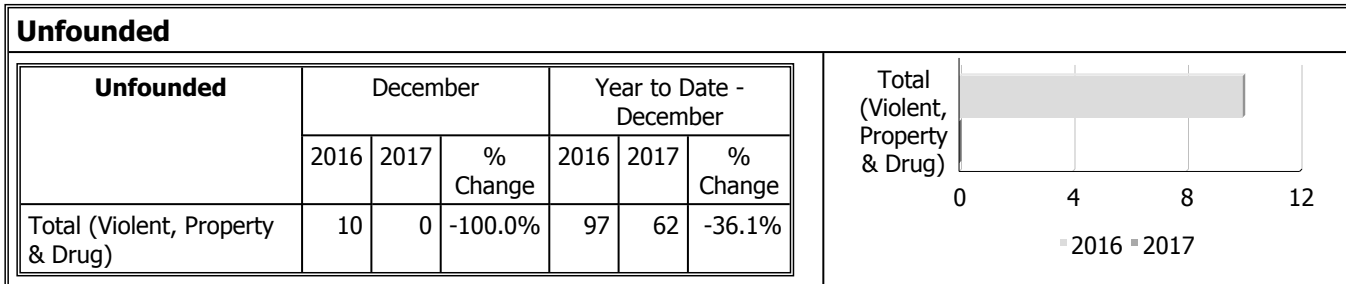
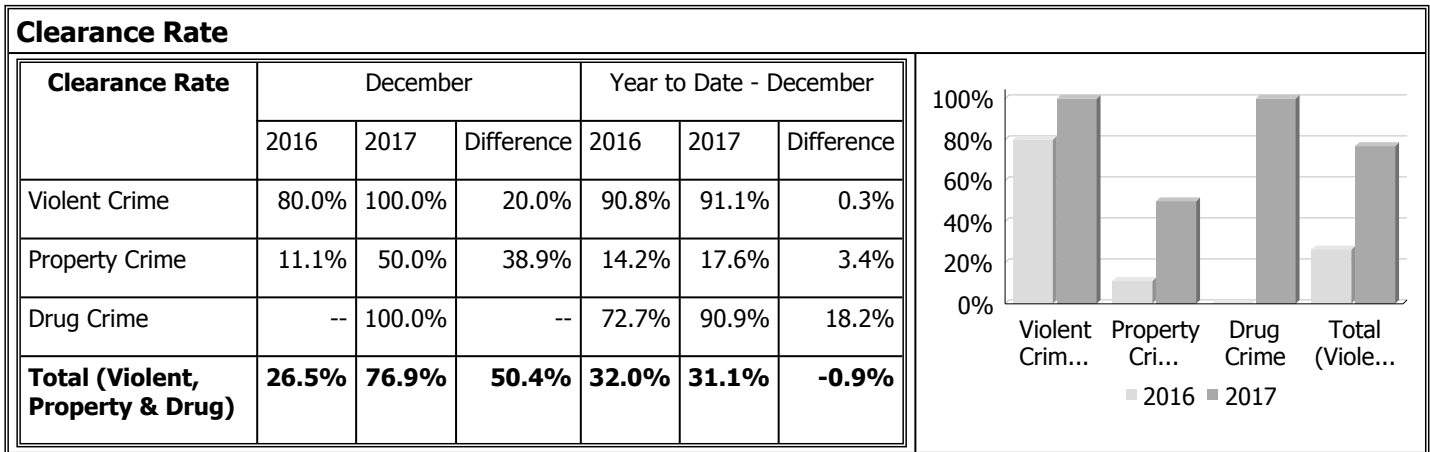
Data source date: 2017/12/30

Report Generated by: Younan, Jason

Report Generated on: Jan 2, 2018 1:18:31 PM

PP-CSC-Operational Planning-4300

**Police Services Board Report for Municipality of South Huron
Records Management System
December - 2017**



Data contained within this report is dynamic in nature and numbers will change over time as the Ontario Provincial Police continue to investigate and solve crime.

Data Utilized

- Major Crimes
- Niche RMS All Offence Level Business Intelligence Cube

Detachment: 6G - HURON

Location code(s): 6G10 - EXETER

Area code(s): 6119 - Municipality of South Huron

Data source date:

2017/12/30

Report Generated by:

Younan, Jason

Report Generated on:

Jan 2, 2018 1:18:31 PM

PP-CSC-Operational Planning-4300

SOUTH HURON PSB REPORT – TRAFFIC STATISTICS

| Offence | December 2016 | December 2017 | % Change |
|----------------------|---------------|---------------|----------|
| RIDE | 31 | 35 | 12.9 |
| Traffic Complaint | 16 | 18 | 12.5 |
| MVC Reportable | 15 | 9 | -40 |
| MVC Non-Report. | 9 | 8 | -11.11 |
| Traffic Hazard | 9 | 6 | -33.33 |
| Traffic Enforcement | 2 | 4 | 100 |
| Impaired/Over 80 | 2 | 1 | -50 |
| Dangerous Operation | 0 | 1 | 100 |
| Fail To Remain | 0 | 0 | 0 |
| Other CC Drive | 0 | 0 | 0 |
| Total UCR Violations | 75 | 70 | -6.67 |

SOUTH HURON PSB REPORT – MEDIA RELEASES



Calls For Service (CFS) Billing Summary Report

Municipality of South Huron December - 2017

| Billing Categories <i>(Billing categories below do not match traditional crime groupings)</i> | | 2017 | | | | 2016 | | | |
|--|---|-----------|--------------|----------------|-----------------------------|------------|--------------|----------------|-----------------------------|
| | | December | Year to Date | Time Standard | Year To Date Weighted Hours | December | Year to Date | Time Standard | Year To Date Weighted Hours |
| Violent Criminal Code | Sexual Assault With a Weapon | 0 | 0 | | 0.0 | 0 | 1 | 15.1 | 15.1 |
| | Sexual Assault | 1 | 12 | 15.1 | 181.2 | 0 | 16 | 15.1 | 241.6 |
| | Sexual Interference | 0 | 1 | 15.1 | 15.1 | 0 | 0 | | 0.0 |
| | Aggravated Assault-Level 3 | 0 | 0 | | 0.0 | 0 | 2 | 15.1 | 30.2 |
| | Assault With Weapon or Causing Bodily Harm-Level 2 | 0 | 11 | 15.1 | 166.1 | 2 | 11 | 15.1 | 166.1 |
| | Assault-Level 1 | 3 | 34 | 15.1 | 513.4 | 4 | 28 | 15.1 | 422.8 |
| | Pointing a Firearm | 0 | 0 | | 0.0 | 0 | 1 | 15.1 | 15.1 |
| | Forcible confinement | 0 | 0 | | 0.0 | 0 | 4 | 15.1 | 60.4 |
| | Robbery -Master code | 0 | 0 | | 0.0 | 0 | 1 | 15.1 | 15.1 |
| | Robbery - Other | 0 | 0 | | 0.0 | 0 | 1 | 15.1 | 15.1 |
| | Criminal Harassment | 0 | 16 | 15.1 | 241.6 | 1 | 15 | 15.1 | 226.5 |
| | Indecent/Harassing Communications | 0 | 1 | 15.1 | 15.1 | 0 | 0 | | 0.0 |
| | Utter Threats -Master code | 0 | 0 | | 0.0 | 1 | 6 | 15.1 | 90.6 |
| | Utter Threats to Person | 0 | 20 | 15.1 | 302.0 | 4 | 33 | 15.1 | 498.3 |
| | Utter Threats to Person -Government Employee (non-police) | 0 | 1 | 15.1 | 15.1 | 0 | 0 | | 0.0 |
| Total | 4 | 96 | 15.1 | 1,449.6 | 12 | 119 | 15.1 | 1,796.9 | |
| Property Crime Violations | Arson - Building | 0 | 0 | | 0.0 | 0 | 2 | 7.6 | 15.2 |
| | Break & Enter | 2 | 54 | 7.6 | 410.4 | 8 | 53 | 7.6 | 402.8 |
| | Unlawful in a dwelling house | 0 | 1 | 7.6 | 7.6 | 0 | 1 | 7.6 | 7.6 |
| | Break & Enter - Firearms | 0 | 3 | 7.6 | 22.8 | 0 | 0 | | 0.0 |
| | Theft Over - Construction Site | 0 | 1 | 7.6 | 7.6 | 0 | 0 | | 0.0 |
| | Theft Over - Trailers | 0 | 1 | 7.6 | 7.6 | 0 | 1 | 7.6 | 7.6 |
| | Theft Over - Other Theft | 0 | 4 | 7.6 | 30.4 | 0 | 1 | 7.6 | 7.6 |
| | Theft of - Mail | 0 | 2 | 7.6 | 15.2 | 0 | 2 | 7.6 | 15.2 |
| | Theft FROM Motor Vehicle Over \$5,000 | 0 | 0 | | 0.0 | 0 | 1 | 7.6 | 7.6 |
| | Theft of Motor Vehicle | 0 | 2 | 7.6 | 15.2 | 1 | 4 | 7.6 | 30.4 |
| | Theft of - Automobile | 0 | 5 | 7.6 | 38.0 | 0 | 9 | 7.6 | 68.4 |
| | Theft of - Trucks | 0 | 6 | 7.6 | 45.6 | 0 | 5 | 7.6 | 38.0 |
| | Theft of - Motorcycles | 0 | 2 | 7.6 | 15.2 | 0 | 4 | 7.6 | 30.4 |



Calls For Service (CFS) Billing Summary Report

Municipality of South Huron December - 2017

| Billing Categories <i>(Billing categories below do not match traditional crime groupings)</i> | | 2017 | | | | 2016 | | | |
|--|--|----------|--------------|---------------|-----------------------------|----------|--------------|---------------|-----------------------------|
| | | December | Year to Date | Time Standard | Year To Date Weighted Hours | December | Year to Date | Time Standard | Year To Date Weighted Hours |
| Property Crime Violations | Theft of - Snow Vehicles | 0 | 0 | | 0.0 | 0 | 1 | 7.6 | 7.6 |
| | Theft of - All Terrain Vehicles | 0 | 3 | 7.6 | 22.8 | 0 | 4 | 7.6 | 30.4 |
| | Theft of - Farm Vehicles | 0 | 1 | 7.6 | 7.6 | 0 | 0 | | 0.0 |
| | Theft of - Construction Vehicles | 0 | 1 | 7.6 | 7.6 | 0 | 0 | | 0.0 |
| | Theft of - Other Motor Vehicles | 0 | 0 | | 0.0 | 0 | 1 | 7.6 | 7.6 |
| | Theft Under -master code | 1 | 6 | 7.6 | 45.6 | 1 | 8 | 7.6 | 60.8 |
| | Theft under - Farm Equipment | 0 | 1 | 7.6 | 7.6 | 0 | 1 | 7.6 | 7.6 |
| | Theft Under - Construction Site | 0 | 1 | 7.6 | 7.6 | 0 | 0 | | 0.0 |
| | Theft under - Bicycles | 0 | 11 | 7.6 | 83.6 | 0 | 24 | 7.6 | 182.4 |
| | Theft under - Building | 0 | 2 | 7.6 | 15.2 | 0 | 2 | 7.6 | 15.2 |
| | Theft under - Persons | 0 | 1 | 7.6 | 7.6 | 0 | 3 | 7.6 | 22.8 |
| | Theft under - Other Theft | 1 | 30 | 7.6 | 228.0 | 2 | 46 | 7.6 | 349.6 |
| | Theft under - Boat (Vessel) | 0 | 0 | | 0.0 | 0 | 1 | 7.6 | 7.6 |
| | Theft Under - Gasoline Drive-off | 0 | 5 | 7.6 | 38.0 | 0 | 2 | 7.6 | 15.2 |
| | Theft FROM Motor Vehicle Under \$5,000 | 0 | 56 | 7.6 | 425.6 | 6 | 41 | 7.6 | 311.6 |
| | Theft Under \$5,000 [SHOPLIFTING] | 0 | 10 | 7.6 | 76.0 | 1 | 5 | 7.6 | 38.0 |
| | Possession of Stolen Goods over \$5,000 | 0 | 3 | 7.6 | 22.8 | 0 | 1 | 7.6 | 7.6 |
| | Possession of Stolen Goods under \$5,000 | 0 | 2 | 7.6 | 15.2 | 0 | 4 | 7.6 | 30.4 |
| | Fraud -Master code | 0 | 2 | 7.6 | 15.2 | 1 | 1 | 7.6 | 7.6 |
| | Fraud - Steal/Forge/Poss./ Use Credit Card | 0 | 2 | 7.6 | 15.2 | 0 | 7 | 7.6 | 53.2 |
| Fraud - False Pretence <= \$5,000 | 0 | 1 | 7.6 | 7.6 | 0 | 1 | 7.6 | 7.6 | |
| Fraud - Forgery & Uttering | 0 | 4 | 7.6 | 30.4 | 0 | 1 | 7.6 | 7.6 | |
| Fraud - Account closed | 0 | 0 | | 0.0 | 0 | 1 | 7.6 | 7.6 | |
| Fraud - Fraud through mails | 0 | 1 | 7.6 | 7.6 | 1 | 3 | 7.6 | 22.8 | |



Calls For Service (CFS) Billing Summary Report

Municipality of South Huron December - 2017

| Billing Categories <i>(Billing categories below do not match traditional crime groupings)</i> | | 2017 | | | | 2016 | | | |
|--|--|----------|--------------|---------------|-----------------------------|-----------|--------------|---------------|-----------------------------|
| | | December | Year to Date | Time Standard | Year To Date Weighted Hours | December | Year to Date | Time Standard | Year To Date Weighted Hours |
| Property Crime Violations | Fraud -Money/property/security > \$5,000 | 0 | 5 | 7.6 | 38.0 | 0 | 2 | 7.6 | 15.2 |
| | Fraud -Money/property/security <= \$5,000 | 0 | 11 | 7.6 | 83.6 | 0 | 9 | 7.6 | 68.4 |
| | Fraud - Welfare benefits | 0 | 0 | | 0.0 | 0 | 1 | 7.6 | 7.6 |
| | Fraud - Other | 0 | 16 | 7.6 | 121.6 | 3 | 14 | 7.6 | 106.4 |
| | Personation with Intent (fraud) | 0 | 1 | 7.6 | 7.6 | 0 | 1 | 7.6 | 7.6 |
| | False Pretence -other | 0 | 0 | | 0.0 | 0 | 1 | 7.6 | 7.6 |
| | Fraud - False Pretence > \$5,000 | 0 | 0 | | 0.0 | 0 | 1 | 7.6 | 7.6 |
| | Identity Fraud | 0 | 0 | | 0.0 | 0 | 2 | 7.6 | 15.2 |
| | Mischief - master code | 1 | 74 | 7.6 | 562.4 | 5 | 48 | 7.6 | 364.8 |
| | Mischief [Graffiti - Non Gang Related] | 0 | 2 | 7.6 | 15.2 | 0 | 0 | | 0.0 |
| | Interfere with lawful use, enjoyment of property | 1 | 3 | 7.6 | 22.8 | 0 | 3 | 7.6 | 22.8 |
| | Property Damage | 0 | 2 | 7.6 | 15.2 | 0 | 1 | 7.6 | 7.6 |
| | Total | 6 | 338 | 7.6 | 2,568.8 | 29 | 324 | 7.6 | 2,462.4 |
| Other Criminal Code Violations (Excluding traffic) | Offensive Weapons-Possession of Weapons | 0 | 1 | 7.6 | 7.6 | 0 | 2 | 7.6 | 15.2 |
| | Offensive Weapons-Prohibited | 0 | 1 | 7.6 | 7.6 | 0 | 0 | | 0.0 |
| | Offensive Weapons-Other Offensive Weapons | 0 | 1 | 7.6 | 7.6 | 0 | 0 | | 0.0 |
| | Bail Violations - Master code | 0 | 0 | | 0.0 | 0 | 1 | 7.6 | 7.6 |
| | Bail Violations - Fail To Comply | 3 | 16 | 7.6 | 121.6 | 2 | 15 | 7.6 | 114.0 |
| | Bail Violations - Fail To Appear | 0 | 0 | | 0.0 | 0 | 2 | 7.6 | 15.2 |
| | Bail Violations - Promise To Appear | 0 | 0 | | 0.0 | 0 | 1 | 7.6 | 7.6 |
| | Bail Violations - Appearance Notice | 0 | 4 | 7.6 | 30.4 | 0 | 2 | 7.6 | 15.2 |
| | Bail Violations - Others | 0 | 0 | | 0.0 | 0 | 4 | 7.6 | 30.4 |
| | Bail Violations - Disobey Summons | 0 | 1 | 7.6 | 7.6 | 0 | 1 | 7.6 | 7.6 |
| | Bail Violations - Recognizance | 0 | 1 | 7.6 | 7.6 | 0 | 3 | 7.6 | 22.8 |



Calls For Service (CFS) Billing Summary Report

Municipality of South Huron December - 2017

| Billing Categories <i>(Billing categories below do not match traditional crime groupings)</i> | | 2017 | | | | 2016 | | | |
|--|---|----------|--------------|---------------|-----------------------------|----------|--------------|---------------|-----------------------------|
| | | December | Year to Date | Time Standard | Year To Date Weighted Hours | December | Year to Date | Time Standard | Year To Date Weighted Hours |
| Other Criminal Code Violations (Excluding traffic) | Possession Of Counterfeit Money | 0 | 1 | 7.6 | 7.6 | 0 | 0 | | 0.0 |
| | Uttering Counterfeit Money | 0 | 2 | 7.6 | 15.2 | 0 | 0 | | 0.0 |
| | Counterfeit Money - Others | 0 | 5 | 7.6 | 38.0 | 0 | 0 | | 0.0 |
| | Disturb the Peace | 0 | 6 | 7.6 | 45.6 | 1 | 8 | 7.6 | 60.8 |
| | Indecent acts -Master code | 0 | 1 | 7.6 | 7.6 | 0 | 1 | 7.6 | 7.6 |
| | Indecent acts - exposure to person under 14 | 0 | 1 | 7.6 | 7.6 | 0 | 0 | | 0.0 |
| | Child Pornography - Master code | 0 | 1 | 7.6 | 7.6 | 0 | 0 | | 0.0 |
| | Child Pornography - Making or distributing | 0 | 2 | 7.6 | 15.2 | 0 | 1 | 7.6 | 7.6 |
| | Public Morals | 0 | 2 | 7.6 | 15.2 | 0 | 0 | | 0.0 |
| | Obstruct Public Peace Officer | 0 | 1 | 7.6 | 7.6 | 0 | 2 | 7.6 | 15.2 |
| | Trespass at Night | 0 | 6 | 7.6 | 45.6 | 0 | 2 | 7.6 | 15.2 |
| | Fail to Attend Court | 0 | 3 | 7.6 | 22.8 | 0 | 4 | 7.6 | 30.4 |
| | Breach of Probation | 3 | 27 | 7.6 | 205.2 | 3 | 32 | 7.6 | 243.2 |
| | Utter Threats to Property / Animals | 0 | 0 | | 0.0 | 0 | 1 | 7.6 | 7.6 |
| | Obstruct Justice/Fabricate Evidence | 0 | 0 | | 0.0 | 0 | 1 | 7.6 | 7.6 |
| | Common nuisance | 0 | 1 | 7.6 | 7.6 | 0 | 0 | | 0.0 |
| | Total | 6 | 84 | 7.6 | 638.4 | 6 | 83 | 7.6 | 630.8 |
| Drug Possession | Possession Other Controlled Drugs and Substance Act | 0 | 4 | 6.2 | 24.8 | 0 | 4 | 6.2 | 24.8 |
| | Possession Cannabis | 2 | 5 | 6.2 | 31.0 | 0 | 4 | 6.2 | 24.8 |
| | Possession - Methamphetamine (Crystal Meth) | 0 | 2 | 6.2 | 12.4 | 0 | 1 | 6.2 | 6.2 |
| | Drug related occurrence | 1 | 3 | 6.2 | 18.6 | 1 | 8 | 6.2 | 49.6 |
| | Total | 3 | 14 | 6.2 | 86.8 | 1 | 17 | 6.2 | 105.4 |
| Drugs | Trafficking Cannabis | 0 | 0 | | 0.0 | 0 | 1 | 33.9 | 33.9 |
| | Trafficking - Methamphetamine (Crystal Meth) | 0 | 1 | 33.9 | 33.9 | 0 | 0 | | 0.0 |
| | Production Cannabis (Marihuana) (Cultivation) | 0 | 0 | | 0.0 | 0 | 3 | 33.9 | 101.7 |



Calls For Service (CFS) Billing Summary Report

Municipality of South Huron December - 2017

| Billing Categories <i>(Billing categories below do not match traditional crime groupings)</i> | | 2017 | | | | 2016 | | | |
|--|---|---------------------|--------------|---------------|-----------------------------|----------|--------------|---------------|-----------------------------|
| | | December | Year to Date | Time Standard | Year To Date Weighted Hours | December | Year to Date | Time Standard | Year To Date Weighted Hours |
| Drugs | DRUG Operation - Residential Grow [Indoor] | 0 | 0 | | 0.0 | 0 | 1 | 33.9 | 33.9 |
| | DRUG Operation - Residential Grow [Outdoor] | 0 | 1 | 33.9 | 33.9 | 0 | 0 | | 0.0 |
| | Total | 0 | 2 | 33.9 | 67.8 | 0 | 5 | 33.9 | 169.5 |
| Statutes & Acts | Landlord/Tenant | 0 | 15 | 3.1 | 46.5 | 1 | 18 | 3.1 | 55.8 |
| | Mental Health Act | 3 | 24 | 3.1 | 74.4 | 3 | 32 | 3.1 | 99.2 |
| | Mental Health Act - No contact with Police | 0 | 4 | 3.1 | 12.4 | 0 | 4 | 3.1 | 12.4 |
| | Mental Health Act - Attempt Suicide | 1 | 11 | 3.1 | 34.1 | 1 | 8 | 3.1 | 24.8 |
| | Mental Health Act û Threat of Suicide | 3 | 14 | 3.1 | 43.4 | 1 | 16 | 3.1 | 49.6 |
| | Mental Health Act - Voluntary Transport | 0 | 4 | 3.1 | 12.4 | 1 | 3 | 3.1 | 9.3 |
| | Mental Health Act - Placed on Form | 1 | 8 | 3.1 | 24.8 | 0 | 0 | | 0.0 |
| | Custody Dispute | 0 | 1 | 3.1 | 3.1 | 0 | 1 | 3.1 | 3.1 |
| | Trespass To Property Act | 2 | 20 | 3.1 | 62.0 | 1 | 30 | 3.1 | 93.0 |
| | Total | 10 | 101 | 3.1 | 313.1 | 8 | 112 | 3.1 | 347.2 |
| | Operational | Animal -Master code | 0 | 2 | 3.4 | 6.8 | 0 | 1 | 3.4 |
| Animal - Bear Complaint | | 0 | 0 | | 0.0 | 0 | 3 | 3.4 | 10.2 |
| Animal - Left in Vehicle | | 0 | 1 | 3.4 | 3.4 | 0 | 2 | 3.4 | 6.8 |
| Animal Rabid | | 0 | 1 | 3.4 | 3.4 | 1 | 5 | 3.4 | 17.0 |
| Animal Bite | | 0 | 2 | 3.4 | 6.8 | 0 | 1 | 3.4 | 3.4 |
| Animal Stray | | 0 | 4 | 3.4 | 13.6 | 0 | 8 | 3.4 | 27.2 |
| Animal Injured | | 0 | 5 | 3.4 | 17.0 | 0 | 3 | 3.4 | 10.2 |
| Animal - Other | | 0 | 12 | 3.4 | 40.8 | 0 | 15 | 3.4 | 51.0 |
| Animal - Dog Owners Liability Act | | 0 | 0 | | 0.0 | 0 | 6 | 3.4 | 20.4 |
| Alarm -Master code | | 0 | 3 | 3.4 | 10.2 | 0 | 5 | 3.4 | 17.0 |
| Alarm -Others | | 3 | 14 | 3.4 | 47.6 | 0 | 2 | 3.4 | 6.8 |
| Domestic Disturbance | | 2 | 58 | 3.4 | 197.2 | 2 | 56 | 3.4 | 190.4 |
| Suspicious Person | | 5 | 126 | 3.4 | 428.4 | 7 | 116 | 3.4 | 394.4 |
| Phone -Master code | | 0 | 1 | 3.4 | 3.4 | 0 | 0 | | 0.0 |
| Phone -Nuisance - No Charges Laid | | 0 | 6 | 3.4 | 20.4 | 2 | 15 | 3.4 | 51.0 |
| Phone -Threatening - No Charges Laid | | 0 | 1 | 3.4 | 3.4 | 0 | 2 | 3.4 | 6.8 |



Calls For Service (CFS) Billing Summary Report

Municipality of South Huron December - 2017

| Billing Categories <i>(Billing categories below do not match traditional crime groupings)</i> | | 2017 | | | | 2016 | | | |
|--|-----------------------------------|----------|--------------|---------------|-----------------------------|----------|--------------|---------------|-----------------------------|
| | | December | Year to Date | Time Standard | Year To Date Weighted Hours | December | Year to Date | Time Standard | Year To Date Weighted Hours |
| Operational | Phone -Other - No Charges Laid | 0 | 3 | 3.4 | 10.2 | 0 | 5 | 3.4 | 17.0 |
| | Text- related Incident (Texting) | 0 | 1 | 3.4 | 3.4 | 0 | 0 | | 0.0 |
| | False Fire Alarm - Building | 0 | 1 | 3.4 | 3.4 | 0 | 1 | 3.4 | 3.4 |
| | Fire - Building | 2 | 4 | 3.4 | 13.6 | 0 | 1 | 3.4 | 3.4 |
| | Fire - Vehicle | 0 | 6 | 3.4 | 20.4 | 0 | 2 | 3.4 | 6.8 |
| | Fire - Other | 0 | 3 | 3.4 | 10.2 | 0 | 4 | 3.4 | 13.6 |
| | Insecure Condition - Master code | 0 | 1 | 3.4 | 3.4 | 0 | 0 | | 0.0 |
| | Insecure Condition - Building | 0 | 4 | 3.4 | 13.6 | 0 | 2 | 3.4 | 6.8 |
| | Insecure Condition - Others | 0 | 0 | | 0.0 | 0 | 1 | 3.4 | 3.4 |
| | Missing Person under 12 | 0 | 1 | 3.4 | 3.4 | 0 | 1 | 3.4 | 3.4 |
| | Missing Person 12 & older | 0 | 5 | 3.4 | 17.0 | 1 | 8 | 3.4 | 27.2 |
| | Missing Person Located Under 12 | 0 | 1 | 3.4 | 3.4 | 0 | 1 | 3.4 | 3.4 |
| | Missing Person Located 12 & older | 0 | 1 | 3.4 | 3.4 | 2 | 19 | 3.4 | 64.6 |
| | Noise Complaint - Master code | 0 | 0 | | 0.0 | 0 | 2 | 3.4 | 6.8 |
| | Noise Complaint - Vehicle | 0 | 2 | 3.4 | 6.8 | 0 | 1 | 3.4 | 3.4 |
| | Noise Complaint - Residence | 1 | 31 | 3.4 | 105.4 | 0 | 37 | 3.4 | 125.8 |
| | Noise Complaint - Business | 0 | 0 | | 0.0 | 0 | 1 | 3.4 | 3.4 |
| | Noise Complaint - Animal | 0 | 3 | 3.4 | 10.2 | 0 | 0 | | 0.0 |
| | Noise Complaint - Others | 0 | 6 | 3.4 | 20.4 | 0 | 8 | 3.4 | 27.2 |
| | Accident - non-MVC - Industrial | 1 | 2 | 3.4 | 6.8 | 0 | 0 | | 0.0 |
| | Accident - non-MVC - Commercial | 0 | 1 | 3.4 | 3.4 | 0 | 1 | 3.4 | 3.4 |
| | Found Property - Master code | 0 | 14 | 3.4 | 47.6 | 0 | 13 | 3.4 | 44.2 |
| | Found - License Plate | 0 | 1 | 3.4 | 3.4 | 0 | 1 | 3.4 | 3.4 |
| | Found - Vehicle Accessories | 0 | 0 | | 0.0 | 0 | 1 | 3.4 | 3.4 |
| | Found-Personal Accessories | 0 | 17 | 3.4 | 57.8 | 0 | 13 | 3.4 | 44.2 |
| | Found-Household Property | 0 | 2 | 3.4 | 6.8 | 1 | 7 | 3.4 | 23.8 |



Calls For Service (CFS) Billing Summary Report

Municipality of South Huron December - 2017

| Billing Categories <i>(Billing categories below do not match traditional crime groupings)</i> | | 2017 | | | | 2016 | | | |
|--|--------------------------------------|----------|--------------|---------------|-----------------------------|----------|--------------|---------------|-----------------------------|
| | | December | Year to Date | Time Standard | Year To Date Weighted Hours | December | Year to Date | Time Standard | Year To Date Weighted Hours |
| Operational | Found-Office Machines & Equipment | 0 | 1 | 3.4 | 3.4 | 0 | 0 | | 0.0 |
| | Found-Radio,TV,Sound-Reprod. Equip. | 0 | 0 | | 0.0 | 0 | 2 | 3.4 | 6.8 |
| | Found-Sporting Goods, Hobby Equip. | 0 | 1 | 3.4 | 3.4 | 0 | 0 | | 0.0 |
| | Found-Machinery & Tools | 0 | 2 | 3.4 | 6.8 | 0 | 1 | 3.4 | 3.4 |
| | Found-Bicycles | 0 | 16 | 3.4 | 54.4 | 0 | 16 | 3.4 | 54.4 |
| | Found-Others | 0 | 10 | 3.4 | 34.0 | 1 | 11 | 3.4 | 37.4 |
| | Lost Property -Master code | 0 | 6 | 3.4 | 20.4 | 1 | 8 | 3.4 | 27.2 |
| | Lost License Plate | 0 | 2 | 3.4 | 6.8 | 1 | 7 | 3.4 | 23.8 |
| | Lost Disabled Parking Permit | 0 | 0 | | 0.0 | 0 | 1 | 3.4 | 3.4 |
| | Lost - Computer, parts & accessories | 0 | 0 | | 0.0 | 0 | 1 | 3.4 | 3.4 |
| | Lost - Vehicle Accessories | 0 | 1 | 3.4 | 3.4 | 0 | 1 | 3.4 | 3.4 |
| | Lost-Personal Accessories | 2 | 10 | 3.4 | 34.0 | 0 | 8 | 3.4 | 27.2 |
| | Lost-Radio,TV,Sound-Reprod. Equip. | 0 | 0 | | 0.0 | 1 | 2 | 3.4 | 6.8 |
| | Lost-Others | 1 | 1 | 3.4 | 3.4 | 2 | 5 | 3.4 | 17.0 |
| | Sudden Death - Suicide | 0 | 2 | 3.4 | 6.8 | 0 | 2 | 3.4 | 6.8 |
| | Sudden Death - Natural Causes | 0 | 10 | 3.4 | 34.0 | 2 | 16 | 3.4 | 54.4 |
| | Sudden Death - Others | 1 | 2 | 3.4 | 6.8 | 0 | 2 | 3.4 | 6.8 |
| | Suspicious Vehicle | 3 | 36 | 3.4 | 122.4 | 2 | 38 | 3.4 | 129.2 |
| | Trouble with Youth | 1 | 14 | 3.4 | 47.6 | 7 | 35 | 3.4 | 119.0 |
| | Medical Assistance - Master code | 1 | 2 | 3.4 | 6.8 | 0 | 1 | 3.4 | 3.4 |
| | Medical Assistance - Defibrillator | 0 | 0 | | 0.0 | 0 | 1 | 3.4 | 3.4 |
| | Medical Assistance - Other | 0 | 3 | 3.4 | 10.2 | 0 | 8 | 3.4 | 27.2 |
| | Vehicle Recovered - Automobile | 0 | 2 | 3.4 | 6.8 | 0 | 8 | 3.4 | 27.2 |
| Vehicle Recovered - Trucks | 0 | 2 | 3.4 | 6.8 | 0 | 1 | 3.4 | 3.4 | |
| Vehicle Recovered - All Terrain Veh | 0 | 1 | 3.4 | 3.4 | 0 | 0 | | 0.0 | |



Calls For Service (CFS) Billing Summary Report

Municipality of South Huron December - 2017

| Billing Categories <i>(Billing categories below do not match traditional crime groupings)</i> | | 2017 | | | | 2016 | | | |
|--|---|-----------|--------------|---------------|-----------------------------|-----------|--------------|---------------|-----------------------------|
| | | December | Year to Date | Time Standard | Year To Date Weighted Hours | December | Year to Date | Time Standard | Year To Date Weighted Hours |
| Operational | Vehicle Recovered - Farm Vehicles | 0 | 1 | 3.4 | 3.4 | 0 | 1 | 3.4 | 3.4 |
| | Vehicle Recovered - Other | 0 | 1 | 3.4 | 3.4 | 0 | 0 | | 0.0 |
| | Unwanted Persons | 0 | 13 | 3.4 | 44.2 | 3 | 23 | 3.4 | 78.2 |
| | Neighbour Dispute | 0 | 48 | 3.4 | 163.2 | 5 | 70 | 3.4 | 238.0 |
| | By-Law -Master code | 0 | 0 | | 0.0 | 0 | 2 | 3.4 | 6.8 |
| | Noise By-Law | 0 | 1 | 3.4 | 3.4 | 0 | 1 | 3.4 | 3.4 |
| | Firearms (Discharge) By-Law | 0 | 1 | 3.4 | 3.4 | 0 | 0 | | 0.0 |
| | Other Municipal By-Laws | 1 | 7 | 3.4 | 23.8 | 0 | 14 | 3.4 | 47.6 |
| | Traffic By-Law | 0 | 3 | 3.4 | 10.2 | 0 | 2 | 3.4 | 6.8 |
| | Assist Fire Department | 0 | 5 | 3.4 | 17.0 | 1 | 6 | 3.4 | 20.4 |
| | Assist Public | 8 | 186 | 3.4 | 632.4 | 14 | 212 | 3.4 | 720.8 |
| | Compassionate Message | 0 | 2 | 3.4 | 6.8 | 0 | 0 | | 0.0 |
| | Family Dispute | 1 | 48 | 3.4 | 163.2 | 5 | 57 | 3.4 | 193.8 |
| | Suspicious Package | 0 | 1 | 3.4 | 3.4 | 0 | 0 | | 0.0 |
| | Protest - Demonstration | 0 | 0 | | 0.0 | 0 | 1 | 3.4 | 3.4 |
| | Total | 33 | 787 | 3.4 | 2,675.8 | 61 | 934 | 3.4 | 3,175.6 |
| Operational2 | False Alarm-Accidental Trip | 4 | 44 | 1.2 | 52.8 | 5 | 52 | 1.2 | 62.4 |
| | False Alarm-Malfunction | 1 | 45 | 1.2 | 54.0 | 3 | 56 | 1.2 | 67.2 |
| | False Holdup Alarm-Malfunction | 0 | 1 | 1.2 | 1.2 | 0 | 1 | 1.2 | 1.2 |
| | False Alarm -Others | 5 | 36 | 1.2 | 43.2 | 1 | 25 | 1.2 | 30.0 |
| | False Alarm - Cancelled | 2 | 33 | 1.2 | 39.6 | 3 | 33 | 1.2 | 39.6 |
| | Keep the Peace | 0 | 11 | 1.2 | 13.2 | 0 | 21 | 1.2 | 25.2 |
| | 911 call / 911 hang up | 10 | 119 | 1.2 | 142.8 | 7 | 146 | 1.2 | 175.2 |
| | 911 hang up - Pocket Dial | 1 | 24 | 1.2 | 28.8 | 1 | 13 | 1.2 | 15.6 |
| | 911 call - Dropped Cell | 1 | 14 | 1.2 | 16.8 | 1 | 9 | 1.2 | 10.8 |
| | Total | 24 | 327 | 1.2 | 392.4 | 21 | 356 | 1.2 | 427.2 |
| Traffic | MVC (MOTOR VEHICLE COLLISION) -Master code | 0 | 0 | | 0.0 | 0 | 2 | 3.4 | 6.8 |
| | MVC - Personal Injury (MOTOR VEHICLE COLLISION) | 0 | 5 | 3.4 | 17.0 | 0 | 8 | 3.4 | 27.2 |



Calls For Service (CFS) Billing Summary Report

Municipality of South Huron December - 2017

| Billing Categories <i>(Billing categories below do not match traditional crime groupings)</i> | | 2017 | | | | 2016 | | | |
|--|---|--------------|--------------|----------------|-----------------------------|--------------|--------------|----------------|-----------------------------|
| | | December | Year to Date | Time Standard | Year To Date Weighted Hours | December | Year to Date | Time Standard | Year To Date Weighted Hours |
| Traffic | MVC - Prop. Dam. Non Reportable | 6 | 43 | 3.4 | 146.2 | 9 | 49 | 3.4 | 166.6 |
| | MVC - Prop. Dam. Reportable (MOTOR VEHICLE COLLISION) | 5 | 43 | 3.4 | 146.2 | 11 | 54 | 3.4 | 183.6 |
| | MVC - Prop. Dam. Failed to Remain (MOTOR VEHICLE COLLISION) | 1 | 13 | 3.4 | 44.2 | 2 | 13 | 3.4 | 44.2 |
| | MVC - Pers. Inj. Failed To Remain (MOTOR VEHICLE COLLISION) | 0 | 0 | | 0.0 | 0 | 1 | 3.4 | 3.4 |
| | MVC - Fatal (MOTOR VEHICLE COLLISION) | 1 | 1 | 3.4 | 3.4 | 0 | 0 | | 0.0 |
| | MVC - Others (MOTOR VEHICLE COLLISION) | 0 | 1 | 3.4 | 3.4 | 0 | 3 | 3.4 | 10.2 |
| | Total | 13 | 106 | 3.4 | 360.4 | 22 | 130 | 3.4 | 442.0 |
| Total | 99 | 1,855 | | 8,553.1 | 160 | 2,080 | | 9,557.0 | |

Note to Detachment Commanders:

- The content of each report is to be shared by the Detachment Commander only with the municipality for which it was generated. The municipality may treat this as a public document and distribute it as they wish.
- All data is sourced from the Niche RMS application. Included are 'reported' occurrences (actuals and unfounded occurrences) for 'billable' occurrences ONLY. Data is refreshed on a weekly basis.
- The Traffic category includes motor vehicle collision (MVC) occurrences entered into Niche (UCR code 8521). MVCs are NOT sourced from the eCRS application for this report.
- Only the primary violation is counted within an occurrence.
- Time standards displayed are for the 2017 billing period.

Note to Municipalities:

- Data contained within this report is dynamic in nature and numbers will change over time as the Ontario Provincial Police continues to investigate and solve crime.
- This report is NOT to be used for crime trend analysis as not all occurrences are included.
- Data groupings within this report do not match traditional crime groupings seen in other public reports such as the OPP Police Services Board reports or Statistics Canada reporting.