

SOUTH HURON  
POLICE SERVICES BOARD REPORT



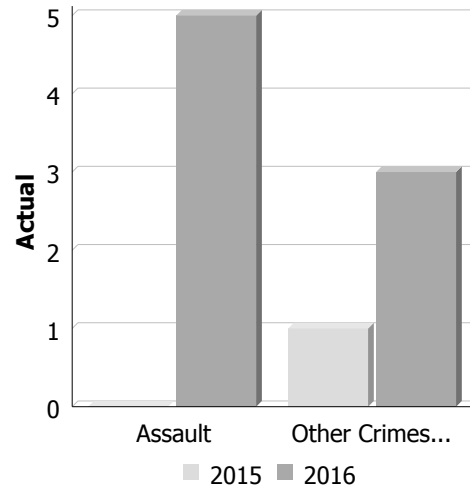
SEPTEMBER  
2016

Inspector Jason Younan – Detachment Commander

**Police Services Board Report for Municipality of South Huron  
Records Management System  
September - 2016**

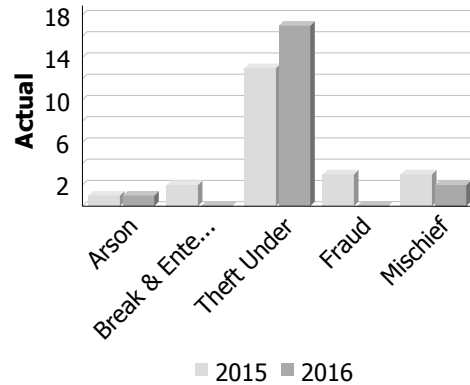
**Violent Crime**

Actual	September			Year to Date - September		
	2015	2016	% Change	2015	2016	% Change
Murder	0	0	--	0	0	--
Other Offences Causing Death	0	0	--	0	0	--
Attempted Murder	0	0	--	0	0	--
Sexual Assault	0	0	--	10	8	-20.0%
Assault	0	5	--	17	27	58.8%
Abduction	0	0	--	3	3	0.0%
Robbery	0	0	--	0	2	--
Other Crimes Against a Person	1	3	200.0%	11	11	0.0%
<b>Total</b>	<b>1</b>	<b>8</b>	<b>700.0%</b>	<b>41</b>	<b>51</b>	<b>24.4%</b>



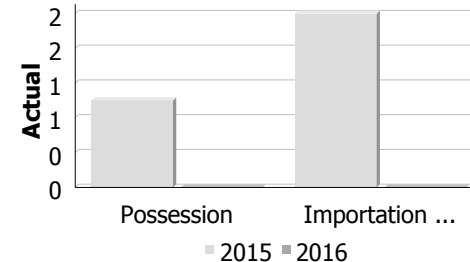
**Property Crime**

Actual	September			Year to Date - September		
	2015	2016	% Change	2015	2016	% Change
Arson	1	1	0.0%	1	2	100.0%
Break & Enter	2	0	-100.0%	29	35	20.7%
Theft Over	0	0	--	12	27	125.0%
Theft Under	13	17	30.8%	82	90	9.8%
Have Stolen Goods	0	0	--	3	5	66.7%
Fraud	3	0	-100.0%	30	20	-33.3%
Mischief	3	2	-33.3%	34	30	-11.8%
<b>Total</b>	<b>22</b>	<b>20</b>	<b>-9.1%</b>	<b>191</b>	<b>209</b>	<b>9.4%</b>



**Drug Crime**

Actual	September			Year to Date - September		
	2015	2016	% Change	2015	2016	% Change
Possession	1	0	-100.0%	16	7	-56.2%
Trafficking	0	0	--	3	0	-100.0%
Importation and Production	2	0	-100.0%	5	3	-40.0%
<b>Total</b>	<b>3</b>	<b>0</b>	<b>-100.0%</b>	<b>24</b>	<b>10</b>	<b>-58.3%</b>



**Detachment:** 6G - HURON

**Location code(s):** 6G10 - EXETER

**Area code(s):** 6119 - Municipality of South Huron

**Data source date:** 2016/10/01

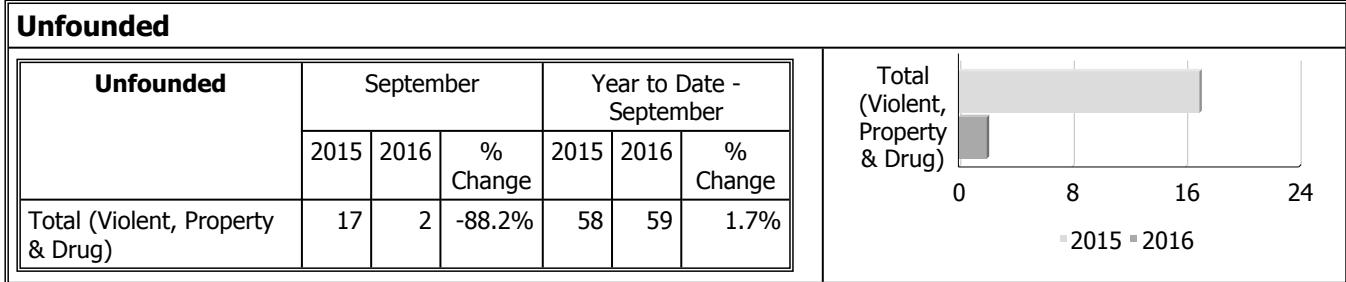
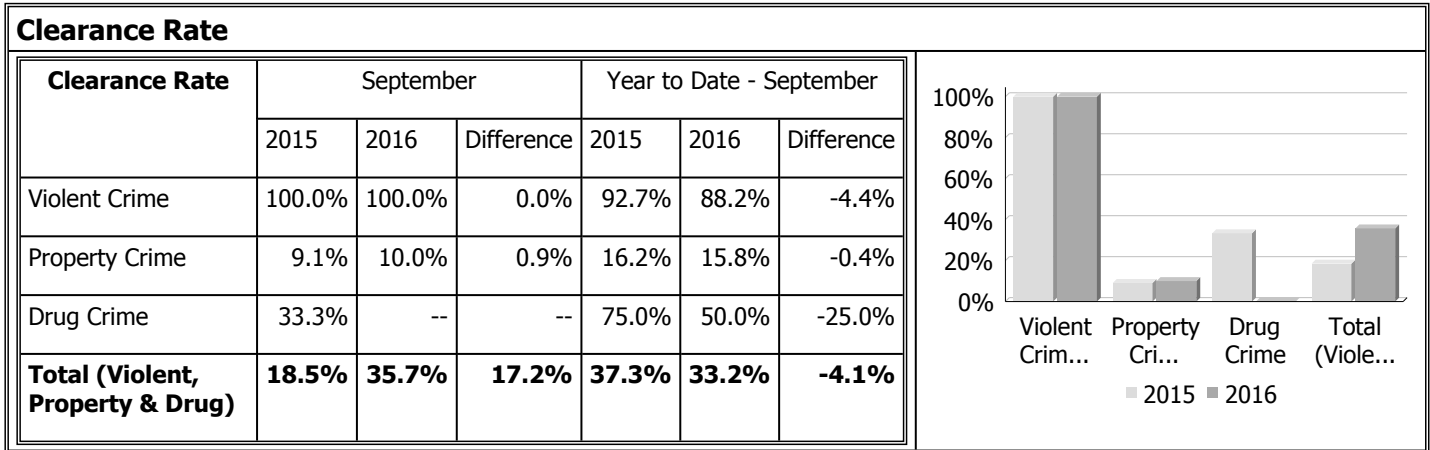
**Report Generated by:** Younan, Jason

**Report Generated on:**

Oct 7, 2016 12:31:16 PM

PP-CSC-Operational Planning-4300

**Police Services Board Report for Municipality of South Huron  
Records Management System  
September - 2016**



Data contained within this report is dynamic in nature and numbers will change over time as the Ontario Provincial Police continue to investigate and solve crime.

**Data Utilized**

- Major Crimes
- Niche RMS All Offence Level Business Intelligence Cube

**Detachment:** 6G - HURON

**Location code(s):** 6G10 - EXETER

**Area code(s):** 6119 - Municipality of South Huron

**Data source date:**  
2016/10/01

**Report Generated by:**  
Younan, Jason

**Report Generated on:**  
Oct 7, 2016 12:31:16 PM  
PP-CSC-Operational Planning-4300

## September 2016 – Traffic Statistics

<b>Offence</b>	<b>2015/09/01 to 2015/09/30 2015/09/01 to 2015/09/30</b>	<b>2016/09/01 to 2016/09/30 2016/09/01 to 2016/09/30</b>	<b>% Change</b>	<b>Average</b>
Traffic Hazard	5	4	-20	4.5
Traffic Enforcement	6	1	-83.33	3.5
Traffic Complaint	43	12	-72.09	27.5
Total UCR Violations	75	22	-70.67	97
RIDE	18	6	-66.67	12
Other CC Drive	0	0	0	0
MVC Reportable	9	3	-66.67	6
MVC Non-Report.	2	1	-50	1.5
Impaired/Over 80	1	0	-100	0.5
Fail To Remain	0	0	0	0
Dangerous Operation	0	0	0	0
Total UCR Violations	75	22	-70.67	97



## Calls For Service (CFS) Billing Summary Report

### Municipality of South Huron September - 2016

Billing Categories <i>(Billing categories below do not match traditional crime groupings)</i>		2016				2015			
		September	Year to Date	Time Standard	Year To Date Weighted Hours	September	Year to Date	Time Standard	Year To Date Weighted Hours
Violent Criminal Code	Aggravated Sexual Assault	0	0		0.0	0	1	14.8	14.8
	Sexual Assault With a Weapon	0	1	14.8	14.8	0	0		0.0
	Sexual Assault	1	13	14.8	192.4	0	10	14.8	148.0
	Aggravated Assault-Level 3	0	2	14.8	29.6	0	0		0.0
	Assault With Weapon or Causing Bodily Harm-Level 2	2	8	14.8	118.4	0	5	14.8	74.0
	Assault-Level 1	3	21	14.8	310.8	1	17	14.8	251.6
	Pointing a Firearm	0	1	14.8	14.8	0	0		0.0
	Forcible confinement	0	3	14.8	44.4	0	3	14.8	44.4
	Robbery -Master code	0	1	14.8	14.8	0	0		0.0
	Robbery - Other	0	1	14.8	14.8	0	0		0.0
	Criminal Harassment	0	10	14.8	148.0	2	12	14.8	177.6
	Indecent/Harassing Communications	0	0		0.0	0	1	14.8	14.8
	Utter Threats -Master code	0	3	14.8	44.4	2	3	14.8	44.4
	Utter Threats to Person	3	21	14.8	310.8	2	12	14.8	177.6
	Abandon Child	0	0		0.0	1	1	14.8	14.8
<b>Total</b>	<b>9</b>	<b>85</b>	<b>14.8</b>	<b>1,258.0</b>	<b>8</b>	<b>65</b>	<b>14.8</b>	<b>962.0</b>	
Property Crime Violations	Arson - Building	1	2	6.4	12.8	0	0		0.0
	Arson - Others	0	0		0.0	1	1	6.4	6.4
	Break & Enter	0	38	6.4	243.2	6	38	6.4	243.2
	Unlawful in a dwelling house	0	1	6.4	6.4	0	0		0.0
	Theft Over -master code	0	0		0.0	0	1	6.4	6.4
	Theft Over - Construction Site	0	0		0.0	0	1	6.4	6.4
	Theft Over - Trailers	0	1	6.4	6.4	0	0		0.0
	Theft Over - Other Theft	0	1	6.4	6.4	0	0		0.0
	Theft of - Mail	0	2	6.4	12.8	0	0		0.0
	Theft FROM Motor Vehicle Over \$5,000	0	1	6.4	6.4	0	1	6.4	6.4
	Theft Over \$5,000 [SHOPLIFTING]	0	0		0.0	0	1	6.4	6.4
	Theft of Motor Vehicle	0	3	6.4	19.2	0	5	6.4	32.0
	Theft of - Automobile	0	5	6.4	32.0	0	2	6.4	12.8



## Calls For Service (CFS) Billing Summary Report

### Municipality of South Huron September - 2016

Billing Categories <i>(Billing categories below do not match traditional crime groupings)</i>		2016				2015			
		September	Year to Date	Time Standard	Year To Date Weighted Hours	September	Year to Date	Time Standard	Year To Date Weighted Hours
Property Crime Violations	Theft of - Trucks	0	5	6.4	32.0	0	3	6.4	19.2
	Theft of - Motorcycles	0	4	6.4	25.6	0	0		0.0
	Theft of - Snow Vehicles	0	1	6.4	6.4	0	0		0.0
	Theft of - All Terrain Vehicles	0	4	6.4	25.6	0	0		0.0
	Theft of - Other Motor Vehicles	0	2	6.4	12.8	0	0		0.0
	Theft Under -master code	2	5	6.4	32.0	1	5	6.4	32.0
	Theft under - Farm Equipment	0	1	6.4	6.4	0	0		0.0
	Theft Under - Construction Site	0	0		0.0	0	5	6.4	32.0
	Theft under - Bicycles	4	21	6.4	134.4	2	13	6.4	83.2
	Theft under - Building	0	2	6.4	12.8	0	2	6.4	12.8
	Theft under - Persons	0	2	6.4	12.8	0	3	6.4	19.2
	Theft under - Trailers	0	0		0.0	0	1	6.4	6.4
	Theft under - Other Theft	5	35	6.4	224.0	4	24	6.4	153.6
	Theft under - Boat (Vessel)	0	1	6.4	6.4	0	0		0.0
	Theft Under - Gasoline Drive-off	0	2	6.4	12.8	1	2	6.4	12.8
	Theft FROM Motor Vehicle Under \$5,000	6	24	6.4	153.6	7	21	6.4	134.4
	Theft Under \$5,000 [SHOPLIFTING]	0	3	6.4	19.2	1	9	6.4	57.6
	Possession of Stolen Goods over \$5,000	0	1	6.4	6.4	0	0		0.0
	Possession of Stolen Goods under \$5,000	0	4	6.4	25.6	0	3	6.4	19.2
	Fraud -Master code	0	0		0.0	0	3	6.4	19.2
	Fraud - Steal/Forge/Poss./ Use Credit Card	0	7	6.4	44.8	1	3	6.4	19.2
	Fraud - False Pretence <= \$5,000	0	0		0.0	1	2	6.4	12.8
	Fraud - Forgery & Uttering	0	1	6.4	6.4	0	2	6.4	12.8
Fraud - Account closed	0	1	6.4	6.4	0	1	6.4	6.4	



# Calls For Service (CFS) Billing Summary Report

## Municipality of South Huron September - 2016

Billing Categories <i>(Billing categories below do not match traditional crime groupings)</i>		2016				2015			
		September	Year to Date	Time Standard	Year To Date Weighted Hours	September	Year to Date	Time Standard	Year To Date Weighted Hours
Property Crime Violations	Fraud - Fraud through mails	0	1	6.4	6.4	0	3	6.4	19.2
	Fraud -Money/property/security > \$5,000	0	2	6.4	12.8	0	0		0.0
	Fraud -Money/property/security <= \$5,000	0	6	6.4	38.4	0	5	6.4	32.0
	Fraud - Other	0	4	6.4	25.6	2	11	6.4	70.4
	Personation with Intent (fraud)	0	0		0.0	0	4	6.4	25.6
	False Pretence - other	0	1	6.4	6.4	0	0		0.0
	Fraud - False Pretence > \$5,000	0	1	6.4	6.4	0	0		0.0
	Identity Fraud	0	2	6.4	12.8	0	0		0.0
	Mischief - master code	2	30	6.4	192.0	4	38	6.4	243.2
	Interfere with lawful use, enjoyment of property	0	3	6.4	19.2	0	0		0.0
	Property Damage	0	1	6.4	6.4	1	3	6.4	19.2
	<b>Total</b>	<b>20</b>	<b>231</b>	<b>6.4</b>	<b>1,478.4</b>	<b>32</b>	<b>216</b>	<b>6.4</b>	<b>1,382.4</b>
Other Criminal Code Violations (Excluding traffic)	Possess Firearm while prohibited	0	0		0.0	0	1	7.4	7.4
	Offensive Weapons-Possession of Weapons	0	2	7.4	14.8	1	2	7.4	14.8
	Offensive Weapons-Carry concealed	0	0		0.0	0	1	7.4	7.4
	Offensive Weapons-In Vehicle	0	0		0.0	0	1	7.4	7.4
	Offensive Weapons-Other Offensive Weapons	0	0		0.0	0	1	7.4	7.4
	Bail Violations - Master code	0	1	7.4	7.4	0	1	7.4	7.4
	Bail Violations - Fail To Comply	1	10	7.4	74.0	1	9	7.4	66.6
	Bail Violations - Fail To Appear	0	2	7.4	14.8	0	1	7.4	7.4
	Bail Violations - Promise To Appear	0	1	7.4	7.4	0	0		0.0
	Bail Violations - Appearance Notice	0	2	7.4	14.8	0	1	7.4	7.4
	Bail Violations - Others	0	3	7.4	22.2	0	1	7.4	7.4
	Bail Violations - Disobey Summons	0	1	7.4	7.4	0	0		0.0



## Calls For Service (CFS) Billing Summary Report

### Municipality of South Huron September - 2016

Billing Categories <i>(Billing categories below do not match traditional crime groupings)</i>		2016				2015			
		September	Year to Date	Time Standard	Year To Date Weighted Hours	September	Year to Date	Time Standard	Year To Date Weighted Hours
Other Criminal Code Violations (Excluding traffic)	Bail Violations - Recognizance	0	3	7.4	22.2	1	4	7.4	29.6
	Disturb the Peace	0	5	7.4	37.0	0	4	7.4	29.6
	Child Pornography - Master code	0	0		0.0	0	2	7.4	14.8
	Child Pornography - Making or distributing	1	1	7.4	7.4	0	0		0.0
	Obstruct Public Peace Officer	0	2	7.4	14.8	0	0		0.0
	Trespass at Night	1	2	7.4	14.8	0	0		0.0
	Fail to Attend Court	0	3	7.4	22.2	1	1	7.4	7.4
	Breach of Probation	1	24	7.4	177.6	0	12	7.4	88.8
	Offensive Weapons- Careless use of firearms	0	0		0.0	1	1	7.4	7.4
	Public mischief - mislead peace officer	0	0		0.0	0	1	7.4	7.4
	Common nuisance	0	0		0.0	0	1	7.4	7.4
	Animals - Cruelty	0	1	7.4	7.4	0	1	7.4	7.4
	<b>Total</b>	<b>4</b>	<b>63</b>	<b>7.4</b>	<b>466.2</b>	<b>5</b>	<b>46</b>	<b>7.4</b>	<b>340.4</b>
	Drug Possession	Possession Cocaine	0	0		0.0	1	1	6.2
Possession Other Controlled Drugs and Substance Act		0	3	6.2	18.6	0	4	6.2	24.8
Possession Cannabis		0	3	6.2	18.6	0	10	6.2	62.0
Possession - Methamphetamine (Crystal Meth)		0	1	6.2	6.2	0	1	6.2	6.2
Drug related occurrence		0	4	6.2	24.8	0	6	6.2	37.2
<b>Total</b>		<b>0</b>	<b>11</b>	<b>6.2</b>	<b>68.2</b>	<b>1</b>	<b>22</b>	<b>6.2</b>	<b>136.4</b>
Drugs	Trafficking Other Controlled Drugs and Substance Act	0	0		0.0	0	4	34.1	136.4
	Trafficking Cannabis	0	0		0.0	0	1	34.1	34.1
	Production - Other Controlled Drugs & Substances	0	0		0.0	1	2	34.1	68.2
	Production Cannabis (Marihuana) (Cultivation)	0	3	34.1	102.3	1	3	34.1	102.3
	DRUG Operation - Residential Grow [Indoor]	0	1	34.1	34.1	0	1	34.1	34.1
	DRUG Operation - Residential Grow [Outdoor]	0	0		0.0	0	1	34.1	34.1





## Calls For Service (CFS) Billing Summary Report

### Municipality of South Huron September - 2016

Billing Categories <i>(Billing categories below do not match traditional crime groupings)</i>		2016				2015			
		September	Year to Date	Time Standard	Year To Date Weighted Hours	September	Year to Date	Time Standard	Year To Date Weighted Hours
Drugs	<b>Total</b>	<b>0</b>	<b>4</b>	<b>34.1</b>	<b>136.4</b>	<b>2</b>	<b>12</b>	<b>34.1</b>	<b>409.2</b>
Statutes & Acts	Youth Criminal Justice Act (YCJA)	0	0		0.0	1	3	3.1	9.3
	Landlord/Tenant	0	14	3.1	43.4	0	13	3.1	40.3
	Mental Health Act	2	24	3.1	74.4	1	20	3.1	62.0
	Mental Health Act - Attempt Suicide	0	6	3.1	18.6	1	7	3.1	21.7
	Mental Health Act û Threat of Suicide	1	9	3.1	27.9	2	13	3.1	40.3
	Mental Health Act - Voluntary Transport	0	2	3.1	6.2	1	5	3.1	15.5
	Trespass To Property Act	0	22	3.1	68.2	1	15	3.1	46.5
	<b>Total</b>	<b>3</b>	<b>77</b>	<b>3.1</b>	<b>238.7</b>	<b>7</b>	<b>76</b>	<b>3.1</b>	<b>235.6</b>
Operational	Animal -Master code	0	1	3.5	3.5	1	3	3.5	10.5
	Animal - Bear Complaint	0	2	3.5	7.0	0	0		0.0
	Animal - Left in Vehicle	0	2	3.5	7.0	0	2	3.5	7.0
	Animal Rabid	0	4	3.5	14.0	0	2	3.5	7.0
	Animal Bite	0	0		0.0	0	1	3.5	3.5
	Animal Stray	0	7	3.5	24.5	0	2	3.5	7.0
	Animal Injured	0	3	3.5	10.5	1	4	3.5	14.0
	Animal - Other	0	12	3.5	42.0	0	2	3.5	7.0
	Animal - Dog Owners Liability Act	1	6	3.5	21.0	1	4	3.5	14.0
	Alarm -Master code	0	3	3.5	10.5	1	3	3.5	10.5
	Alarm -Others	0	2	3.5	7.0	1	8	3.5	28.0
	Domestic Disturbance	7	41	3.5	143.5	8	52	3.5	182.0
	Suspicious Person	3	74	3.5	259.0	10	53	3.5	185.5
	Phone -Master code	0	0		0.0	0	2	3.5	7.0
	Phone -Nuisance - No Charges Laid	1	8	3.5	28.0	0	17	3.5	59.5
	Phone -Threatening - No Charges Laid	0	2	3.5	7.0	0	0		0.0
	Phone -Other - No Charges Laid	0	4	3.5	14.0	0	4	3.5	14.0
	False Fire Alarm - Building	0	0		0.0	0	1	3.5	3.5
	Fire - Building	0	1	3.5	3.5	0	1	3.5	3.5
	Fire - Vehicle	0	2	3.5	7.0	0	0		0.0
Fire - Other	0	2	3.5	7.0	0	1	3.5	3.5	
Insecure Condition - Building	0	1	3.5	3.5	0	7	3.5	24.5	



## Calls For Service (CFS) Billing Summary Report

### Municipality of South Huron September - 2016

Billing Categories <i>(Billing categories below do not match traditional crime groupings)</i>		2016				2015			
		September	Year to Date	Time Standard	Year To Date Weighted Hours	September	Year to Date	Time Standard	Year To Date Weighted Hours
Operational	Insecure Condition - Others	0	1	3.5	3.5	0	0		0.0
	Missing Person 12 & older	0	4	3.5	14.0	0	3	3.5	10.5
	Missing Person Located 12 & older	1	14	3.5	49.0	3	15	3.5	52.5
	Noise Complaint - Master code	0	1	3.5	3.5	0	2	3.5	7.0
	Noise Complaint - Vehicle	0	1	3.5	3.5	0	1	3.5	3.5
	Noise Complaint - Residence	0	32	3.5	112.0	4	29	3.5	101.5
	Noise Complaint - Business	0	1	3.5	3.5	0	0		0.0
	Noise Complaint - Animal	0	0		0.0	1	7	3.5	24.5
	Noise Complaint - Others	0	6	3.5	21.0	0	5	3.5	17.5
	Accident - non-MVC -Construction Site	0	0		0.0	0	1	3.5	3.5
	Accident - non-MVC -Commercial	0	1	3.5	3.5	0	1	3.5	3.5
	Accident - non-MVC -Residential	0	0		0.0	0	1	3.5	3.5
	Accident - non-MVC -Public Property	0	0		0.0	0	1	3.5	3.5
	Found Property - Master code	1	9	3.5	31.5	3	18	3.5	63.0
	Found - License Plate	0	1	3.5	3.5	0	1	3.5	3.5
	Found - Vehicle Accessories	0	1	3.5	3.5	0	0		0.0
	Found-Personal Accessories	0	8	3.5	28.0	2	13	3.5	45.5
	Found-Household Property	1	4	3.5	14.0	0	1	3.5	3.5
	Found-Office Machines & Equipment	0	0		0.0	0	1	3.5	3.5
	Found-Radio,TV,Sound-Reprod. Equip.	0	1	3.5	3.5	0	1	3.5	3.5
	Found-Machinery & Tools	0	1	3.5	3.5	0	0		0.0
	Found-Bicycles	1	12	3.5	42.0	2	11	3.5	38.5
	Found-Others	1	8	3.5	28.0	1	2	3.5	7.0
Lost Property - Master code	0	4	3.5	14.0	0	4	3.5	14.0	



## Calls For Service (CFS) Billing Summary Report

### Municipality of South Huron September - 2016

Billing Categories <i>(Billing categories below do not match traditional crime groupings)</i>		2016				2015			
		September	Year to Date	Time Standard	Year To Date Weighted Hours	September	Year to Date	Time Standard	Year To Date Weighted Hours
Operational	Lost License Plate	0	5	3.5	17.5	0	5	3.5	17.5
	Lost Disabled Parking Permit	0	1	3.5	3.5	1	1	3.5	3.5
	Lost - Computer, parts & accessories	0	1	3.5	3.5	1	1	3.5	3.5
	Lost - Vehicle Accessories	0	1	3.5	3.5	0	1	3.5	3.5
	Lost-Personal Accessories	0	6	3.5	21.0	0	6	3.5	21.0
	Lost-Jewellery	0	0		0.0	0	1	3.5	3.5
	Lost-Radio,TV,Sound-Reprod. Equip.	0	1	3.5	3.5	0	0		0.0
	Lost-Others	1	2	3.5	7.0	0	2	3.5	7.0
	Sudden Death - Suicide	0	1	3.5	3.5	2	4	3.5	14.0
	Sudden Death - Natural Causes	1	9	3.5	31.5	1	9	3.5	31.5
	Sudden Death - Others	0	1	3.5	3.5	0	1	3.5	3.5
	Suspicious Vehicle	1	23	3.5	80.5	2	20	3.5	70.0
	Trouble with Youth	1	17	3.5	59.5	1	24	3.5	84.0
	Medical Assistance - Master code	0	1	3.5	3.5	0	2	3.5	7.0
	Medical Assistance - Defibrillator	0	1	3.5	3.5	0	0		0.0
	Medical Assistance - Other	0	5	3.5	17.5	0	2	3.5	7.0
	Vehicle Recovered - Automobile	2	4	3.5	14.0	0	2	3.5	7.0
	Vehicle Recovered - Trucks	0	1	3.5	3.5	0	0		0.0
	Vehicle Recovered - Motorcycles	0	0		0.0	1	1	3.5	3.5
	Vehicle Recovered - Farm Vehicles	0	1	3.5	3.5	0	0		0.0
	Unwanted Persons	1	12	3.5	42.0	0	7	3.5	24.5
	Neighbour Dispute	2	40	3.5	140.0	3	36	3.5	126.0
	By-Law -Master code	0	2	3.5	7.0	0	0		0.0
	Noise By-Law	0	1	3.5	3.5	0	2	3.5	7.0
	Other Municipal By-Laws	0	7	3.5	24.5	0	5	3.5	17.5
	Traffic By-Law	0	1	3.5	3.5	0	2	3.5	7.0
	Assist Fire Department	0	4	3.5	14.0	0	1	3.5	3.5
	Assist Public	4	133	3.5	465.5	10	56	3.5	196.0



## Calls For Service (CFS) Billing Summary Report

### Municipality of South Huron September - 2016

Billing Categories <i>(Billing categories below do not match traditional crime groupings)</i>		2016				2015			
		September	Year to Date	Time Standard	Year To Date Weighted Hours	September	Year to Date	Time Standard	Year To Date Weighted Hours
Operational	Distressed/Overdue Motorist	0	0		0.0	0	2	3.5	7.0
	Compassionate Message	0	0		0.0	0	1	3.5	3.5
	Family Dispute	1	39	3.5	136.5	7	36	3.5	126.0
	<b>Total</b>	<b>31</b>	<b>607</b>	<b>3.5</b>	<b>2,124.5</b>	<b>68</b>	<b>517</b>	<b>3.5</b>	<b>1,809.5</b>
Operational2	False Alarm-Accidental Trip	1	30	1.1	33.0	7	53	1.1	58.3
	False Alarm-Malfunction	1	34	1.1	37.4	5	55	1.1	60.5
	False Holdup Alarm-Accidental Trip	0	0		0.0	0	2	1.1	2.2
	False Holdup Alarm-Malfunction	0	1	1.1	1.1	0	0		0.0
	False Alarm -Others	0	15	1.1	16.5	3	9	1.1	9.9
	False Alarm - Cancelled	0	25	1.1	27.5	1	17	1.1	18.7
	Keep the Peace	1	11	1.1	12.1	0	11	1.1	12.1
	911 call / 911 hang up	0	113	1.1	124.3	18	178	1.1	195.8
	911 hang up - Pocket Dial	0	5	1.1	5.5	1	14	1.1	15.4
	911 call - Dropped Cell	0	6	1.1	6.6	0	2	1.1	2.2
	<b>Total</b>	<b>3</b>	<b>240</b>	<b>1.1</b>	<b>264.0</b>	<b>35</b>	<b>341</b>	<b>1.1</b>	<b>375.1</b>
	Traffic	MVC (MOTOR VEHICLE COLLISION) -Master code	0	2	3.3	6.6	0	0	
MVC - Personal Injury (MOTOR VEHICLE COLLISION)		0	7	3.3	23.1	0	5	3.3	16.5
MVC - Prop. Dam. Non Reportable		1	33	3.3	108.9	2	22	3.3	72.6
MVC - Prop. Dam. Reportable (MOTOR VEHICLE COLLISION)		1	31	3.3	102.3	3	41	3.3	135.3
MVC - Prop. Dam. Failed to Remain (MOTOR VEHICLE COLLISION)		0	10	3.3	33.0	4	12	3.3	39.6
MVC - Pers. Inj. Failed To Remain (MOTOR VEHICLE COLLISION)		0	1	3.3	3.3	0	0		0.0
MVC - Fatal (MOTOR VEHICLE COLLISION)		0	0		0.0	0	3	3.3	9.9



## Calls For Service (CFS) Billing Summary Report

### Municipality of South Huron September - 2016

Billing Categories <i>(Billing categories below do not match traditional crime groupings)</i>		2016				2015			
		September	Year to Date	Time Standard	Year To Date Weighted Hours	September	Year to Date	Time Standard	Year To Date Weighted Hours
Traffic	MVC - Others (MOTOR VEHICLE COLLISION)	0	3	3.3	9.9	0	1	3.3	3.3
<b>Total</b>		<b>2</b>	<b>87</b>	<b>3.3</b>	<b>287.1</b>	<b>9</b>	<b>84</b>	<b>3.3</b>	<b>277.2</b>
<b>Total</b>		<b>72</b>	<b>1,405</b>		<b>6,321.5</b>	<b>167</b>	<b>1,379</b>		<b>5,927.8</b>

**Note to Detachment Commanders:**

- The content of each report is to be shared with the municipality for which it was generated only and not be publicly shared with any other municipality or agency.
- All data is sourced from the Niche RMS application. Included are 'reported' occurrences (actuals and unfounded occurrences) for 'billable' occurrences ONLY. Data is refreshed on a weekly basis.
- The Traffic category includes motor vehicle collision (MVC) occurrences entered into Niche (UCR code 8521). MVCs are NOT sourced from the eCRS application for this report.
- Only the primary violation is counted within an occurrence.
- Time standards displayed are for the 2016 billing period.

**Note to Municipalities:**

- Data contained within this report is dynamic in nature and numbers will change over time as the Ontario Provincial Police continues to investigate and solve crime.
- This report is NOT to be used for crime trend analysis as not all occurrences are included.
- Data groupings within this report do not match traditional crime groupings seen in other public reports such as the OPP Police Services Board reports or Statistics Canada reporting.

## ALWAYS THINK SAFETY FIRST

**(HURON COUNTY, ON)** – Tuesday, September 6<sup>th</sup> marks the start of the 2016 - 2017 school year for thousands of local students. Some of these children will be making their first trek to school while others will be returning from their summer break. Accordingly, the Huron County Ontario Provincial Police (OPP) Detachment will be resuming enhanced patrols around the various school zones in an effort to ensure everyone is following the rules of the road and staying safe.

In advance of the first day of school Huron OPP would like to remind motorists and students to always “Think Safety First”. Parents and caregivers of school-aged children are encouraged to discuss the following safe bike riding and walking rules with your children.

- Children should always walk on sidewalks where available.
- Children should use the services of the crossing guard whenever available and cross at the intersection.
- Cyclists under 18 must wear an approved helmet.
- Always look both ways before crossing a roadway and remember to walk, not run across the roadway.
- Children need to watch for turning vehicles before crossing a roadway.
- Children should also avoid listening to music or using their mobile devices when cycling or walking on the roadway.
- Where possible, children should use the buddy system.

Motorists need to drive with particular care and attention in and around school zones. Children will make mistakes so drive cautiously and anticipate them. Here are some back to school safety reminders for all drivers.

- Be aware and respect school zone signage.
- Always reduce your speed in school zones.
- Children will make mistakes - be prepared to stop at all times.
- Be patient and wait for children to complete their crossing before proceeding.
- Do share the roadway with cyclists and pedestrians at all times. By law you must leave a 1 metre berth when passing a cyclist.
- Be prepared to stop for stopped school busses. If the overhead flashing signal lights are activated and the stop arm is out drivers shall come to a stop.
- Don't drive distracted, always leave the phone alone.

A simple conversation with your child will help to reinforce these basic safety rules and will help to get your child in the right frame of mind of always “Think Safety

First". Together we can all make a positive difference in keeping our roadways safe and collision free.

## **OPP REPORT DEADLIEST LABOUR DAY WEEKEND IN 20 YEARS**

*Close to 800 Distracted Driving Charges Laid in Campaign*

**(HURON COUNTY, ON)** – While the data is preliminary, the OPP is reporting **12** road fatalities, **one** marine fatality and **one** off-road vehicle death over the long weekend, marking the deadliest Labour Day Long Weekend in OPP-patrolled jurisdictions in 20 years.

Tragically, one of the fatal incidents involved a single-vehicle crash in Northwestern Ontario that took the lives of four of the vehicle occupants.

The OPP also conducted a robust Distracted Driving Campaign over the long weekend. Ahead of the campaign, the OPP issued a province-wide [News Release](#) and maintained a steady flow of messaging on its provincial and regional social media platforms, calling on all road users, particularly passengers, to become part of the solution in reducing the significant number of distracted driving-related road deaths that occur every year.

In spite of these efforts, the OPP laid close to **800** distracted/inattentive driving charges against drivers who jeopardized the safety of innocent men, women and children who took to the roads to enjoy the last summer long weekend before the start of a new school year.

Huron County drivers took heed the message on the dangers of Distracted Driving however the message to Slow Down didn't register with numerous drivers. A look at the charges laid over the long-weekend by Huron OPP:

- Distracted Driving Charges – 1
- Seatbelt Charges – 4
- Speeding Charges – 127
- Racing Charges – 4
- Marine Offences – 6
- Alcohol Warn Range Suspensions – 3
- Impaired Driving Charges - 0

While the OPP conducts focused enforcement campaigns every year, officers enforce distracted driving and other traffic laws 365 days a year. This latest campaign brings the total number of distracted driving charges laid to date this year to over **8,800**.

## **OPP COMMUNITY SATISFACTION SURVEY: 98 PER CENT FEEL VERY SAFE**

**(ORILLIA, ON)** – The 2016 Ontario Provincial Police (OPP) Community Satisfaction Survey results are now available and reveal that more than 98 per cent of respondents

feel 'very safe' or 'safe' in their communities. Ninety-six per cent feel 'very satisfied' or 'satisfied' with the overall quality of services provided by the OPP.

Earlier this year, 1,000 citizens from across the province were randomly selected and asked to participate in a survey to measure public opinion about the services delivered by the OPP.

The full results of the 2016 survey are available, in English and French, on the OPP website at [www.opp.ca](http://www.opp.ca).

Those who participated in the survey were asked about issues such as highway safety, traffic enforcement, contact with the OPP, service delivery and even how the OPP investigates crime.

The survey is conducted annually to measure public opinion in communities throughout the province. The information collected is useful in helping the OPP set out goals and objectives to improve on the services it delivers to all Ontario communities.

The information was collected by a research consultant, R.A. Malatest & Associates Ltd., which was retained by the Ministry of Community Safety and Correctional Services. The information is treated confidentially and the names, telephone numbers, and addresses of those surveyed are not included in the results provided to the OPP.

The next provincial survey is scheduled to begin in January 2017.

### **IF YOU SEE SUSPICIOUS ACTIVITY – PLEASE REPORT IT!**

**(HURON COUNTY, ON)** – Huron County Ontario Provincial Police (OPP) would like to remind residents to contact police should suspicious activity be taking place in your neighbourhood. Working together, citizens and police can greatly enhance the overall safety of any community. The reality is, police officers are not on every street corner thus we are encouraging all citizens to act as an extra set of "Eyes & Ears".

Over the last 30 days Huron County OPP has investigated 16 break, enter & theft occurrences and 11 stolen vehicle occurrences. Some arrests have been made however some of these cases remain unsolved. If you have information to help us solve some of these crimes we would like to hear from you.

*"Caring and concerned citizens that want to make a difference in their community have a tremendous role to play in keeping our streets and communities safe. Crime prevention needs to be a collaborative effort in order to be truly effective. We encourage citizens to be that extra set of eyes and ears and to take that step to call us when you have information."*

**- Huron OPP Detachment Commander Inspector Jason Younan.**



Collectively, if we take pro-active steps we can reduce crime and enhance the overall safety of our communities throughout Huron County. One of the simplest, yet most effective things we can do is getting to know our neighbours and watching out over our neighbour's property. If you see something happening that seems suspicious or out of place please give us a call so we can check it out.

Here are just a few situations in which you should call police:

- A vehicle that seems to be “casing” the neighbourhood
- Furniture or electronics being removed from homes when the owners are at work or on vacation
- A vehicle that appears to be abandoned that is unknown to you or your neighbours
- A stranger looking into homes or parked cars
- Unusual activities of pets such as a dog barking that is normally quiet
- A salesperson or canvasser going door to door that doesn't have proper identification
- Unusual noises late at night, i.e. the sound of breaking glass.

For emergent situations and crimes in progress, please call 9-1-1 and continually update police with a description of the events that are unfolding. For non-emergent and after-the-fact information please utilize our toll-free number at 1-888-310-1122. Alternatively, you may call the Huron OPP Detachment at 519-524-8314.

Should you wish to remain anonymous you may call Crime Stoppers at 1-800-222-TIPS (8477), where you may be eligible to receive a cash reward of up to \$2,000.

It's your community and your safety, please get involved.

### **OLD HABITS DIE HARD**

**(HURON COUNTY, ON)** – Nearly a year ago to the day, Huron County Ontario Provincial Police (OPP) sent out a media release advising Huron County residents to take some simple proactive steps to prevent their vehicles from being stolen. The title of that release was “KEYS IN VEHICLES LEAD TO CRIMES OF OPPORTUNITY”.

In addition to that advisory Huron OPP has sent out several other crime prevention themed media releases utilizing the “Lock it or Lose it” campaign messaging. Unfortunately, the warning to lock up your vehicle and remove your ignition key has failed to get some people to change their ways. The saying, “Old habits die hard” seems to be the case for some vehicle owners, in particular, those that own pickup trucks and live in rural areas.



Since August 1<sup>st</sup>, 2016 to September 23, 2016 Huron County OPP has investigated **13** stolen vehicle occurrences. The breakdown on these vehicles is as follows: One (1) - All-terrain vehicle, one (1) passenger van, one (1) sports utility vehicle and nine (9) pickup trucks.

Predictably, the ignition key was left in the vehicle for nearly all of these cases (92%). In one of the cases the vehicle owner removed the keys from the ignition however they were left not too far away inside an unlocked garage.

Chances are, these vehicle owners would not have been victimized had they removed their keys from their vehicle and secured their vehicle. Once again, Huron OPP is urging vehicle owners to take action to prevent becoming the next victim of vehicle theft. Please protect your property by locking your vehicle and removing your ignition key.

Remember, crime prevention is everyone’s responsibility, please do your part.

Any person with information regarding any of these stolen vehicle occurrences or any other crime should immediately contact Huron OPP at 1-888-310-1122 or (519) 524-8314.

Should you wish to remain anonymous, you may call Crime Stoppers at 1-800-222-TIPS (8477), where you may be eligible to receive a cash reward of up to \$2,000.

## **SPEEDING STOP LEADS TO OVER 80 CHARGE**

**(SOUTH HURON, ON)** - A 36-year-old female driver from South Huron faces two charges following a traffic stop that took place this past weekend. At approximately 12:26 a.m. on Saturday, September 24, 2016 a Chevrolet Cruze was spotted leaving Exeter on Main Street at a high rate of speed. The driver nearly clipped a roadside construction sign as she exited Exeter and then she continued to accelerate to a speed in excess of 40 km/h over the posted 80 km/h zone speed limit.

The officer was able to catch up to the speeding vehicle whereupon a traffic stop was conducted. While speaking with the driver the officer noted the driver had consumed some alcohol. A roadside screening test was performed which resulted in the driver registering a fail. The driver was placed under arrest for Driving a Motor Vehicle With Over 80 Milligrams of Alcohol and was transported to the Exeter OPP Detachment for breath tests. She provided two samples of her breath to a qualified Intoxilizer Technician and both of her samples registered over the legal limit.

As a result, 36-year-old Jody McDonald from South Huron has been charged with Drive Motor Vehicle – Over 80 Milligrams of Alcohol & Speeding.

She was released from custody with a court appearance scheduled for October 27, 2016 at the Ontario Court of Justice – Exeter. She also received an automatic 90-day driver's licence suspension and her vehicle was impounded for seven days

## **DRIVER OR PASSENGER - FIVE SECONDS CAN SAVE YOUR LIFE ON THE ROAD**

*OPP to Conduct Fall Seat Belt Campaign (September 28 - October 7, 2016)*

**(HURON COUNTY, ON)** – The deaths of **347** unbuckled vehicle occupants in Ontario Provincial Police (OPP)-investigated collisions over the past five years have the OPP calling on drivers and passengers to help them conduct a successful province-wide fall seat belt campaign.

Between 2011 and 2015, the OPP investigated more than **360,000** fatal and non-fatal motor vehicle collisions. In response to these incidents, officers have had to rescue thousands of victims amid the wreckage. As first responders and collision subject matter experts, they know that a road crash – even a low speed crash- is an uncompromising ordeal for vehicle occupants. They also know that not wearing a seat belt is a game changer when it comes to your chances of surviving a crash and reducing the severity of your injuries.

“Every year, our officers tend to crash victims of all ages who are not buckled in at the time of the collision. More often than not, they die as a result of being ejected, partially ejected or from the physical trauma they sustained inside the vehicle. Fortunately, our officers have also witnessed numerous victims survive their ordeal as a result of being restrained in their seat. Every life is worth the five seconds it takes to buckle up.”

- OPP Deputy Commissioner Brad Blair, Provincial Commander, Traffic Safety and Operational Support.

“This campaign serves as an important reminder that every driver and adult passenger has a responsibility to buckle up. Drivers are also responsible for ensuring all passengers under the age of 16 are properly restrained. It’s especially important that small children are in approved seat restraints. Buckling up is the law and saves lives in the event of a collision.”

- David Oraziotti, Minister of Community Safety and Correctional Services.

So far this year (2016), **40** people have lost their lives in collisions in which they were found not wearing their seat belt.

During the OPP’s ten-day campaign, officers will be conducting enforcement and education that focuses on seat belt laws. They hope to see all drivers and passengers safely buckled in rather than have to issue tickets for seat belt violations.

## **DID YOU KNOW?**

Between 2010 and 2014 (the OPP’s most recent data), 76 per cent of those who died in seat belt-related deaths were males.

Over the same five-year period, males between 25 and 34 years old accounted for the highest number of seat belt-related deaths. Women in the same age group accounted for the highest number of deaths among the female victims.

## **HELPFUL LINKS**

[Keeping children safe: Choose the right child car seat](#)

### **OPP OFFERING ONLINE REPORTING AS ANOTHER WAY TO REPORT CRIME**

**(HURON COUNTY, ON)** – Huron County residents, do you know there is another way to report a minor crime? It’s called *Citizen Self Reporting*.

Huron County Ontario Provincial Police (OPP) is reminding the public about their online reporting system as an alternative to having an officer attend a scene for a minor incident. You make the report, at your convenience, without the need to attend an OPP Detachment or call the OPP Provincial Communications Centre (PCC). *Citizen Self Reporting* (CSR) rolled out across the province in the summer of 2014 however the use in Huron County and throughout the region has been very low to date.

The OPP’s *Citizen Self Reporting* system is an easy to use internet reporting tool that can be accessed from a computer or mobile device and sent directly to the OPP anywhere, anytime. *Citizen Self Reporting* provides a convenient and user-friendly alternative way to report crime and at the same time it allows the OPP to be more

efficient with our resources. Frontline officers will be able to focus their efforts on targeted enforcement initiatives and crime prevention strategies within our communities.

Keep in mind, the use of this new system is completely optional. Police will still attend a call for service if desired.

Here are the answers to some questions you may have:

- How do I use the system? To access the system, go to [www.opp.ca/reporting](http://www.opp.ca/reporting)
- What types of crimes can I report? Thefts under \$5,000, Damage to Property under \$5,000, Traffic Complaints, Thefts from vehicles, Lost or Missing Property. **Note:** Only occurrences that do not involve an injury, suspect or evidence are applicable.
- Can I use this system in the event of an emergency? No, **DO NOT** use this system. Call 9-1-1.
- What if I want to see an officer, Do I have to use the system? If you prefer, you may still contact the OPP by phone to make your report and have an officer attend. The 24 hour OPP toll-free number is 1-888-310-1122
- How secure is my information that I submit online? All information submitted via the **Citizen Self Reporting System** is confidential and secure from hacking and other forms of electronic intrusion.

Of course you never want to be a victim of a crime; however, if you find yourself needing to make a report to police you now have another convenient option. Give it a try at [www.opp.ca/reporting](http://www.opp.ca/reporting)